



中銀保誠簡易強積金計劃 — 季度基金便覽

BOC-Prudential Easy-Choice Mandatory Provident Fund Scheme Quarterly Fund Fact Sheet

2025
第二季
2nd Quarter

匯報日 Reporting Date: 30/6/2025²⁰

- 本文件由中銀國際英國保誠資產管理有限公司發行。本公司嚴禁一切翻印及再發行。
- 本文件只用作提供資料性用途，並不構成任何推廣或推銷買賣任何證券之邀請。所有資料更改恕不另行通知。
- 中銀保誠簡易強積金計劃基金便覽會定期以季度形式出版。如欲索取季度基金便覽，歡迎瀏覽本公司網址或致電客戶服務熱線與我們聯絡。
- 您可隨時選擇不收取任何由中銀國際英國保誠資產管理有限公司所寄出的市場推廣郵件。欲作出此安排，請致函本公司或電郵至info@boci-pru.com.hk。
- 單位價格、基金總值、推出日期及基金開支比率由中銀國際英國保誠信託有限公司提供。其他有關資料由中銀國際英國保誠資產管理有限公司提供。
- This document is issued by BOCI-Prudential Asset Management Limited. All copyrights are reserved. The reproduction of the information in this document is prohibited.
- This document is for informational purposes only and the information contained herein does not constitute a distribution, an offer to sell or the solicitation of an offer to buy any securities. The contents of the document are subject to change without further notice.
- BOC-Prudential Easy-Choice Mandatory Provident Fund Scheme Fund Fact Sheet will be published on a quarterly basis. If you wish to obtain copies, please visit our Company website or contact our Customer Service Hotline.
- You may at anytime choose not to receive any marketing mail from BOCI-Prudential Asset Management Limited. To make such arrangement, please send your request to our company or e-mail to info@boci-pru.com.hk.
- The Net Asset Value ("NAV"), Fund Size, Launch Date and Fund Expense Ratio are provided by BOCI-Prudential Trustee Limited. Other relevant information is provided by BOCI-Prudential Asset Management Limited.

受託人及保管人 Trustee and Custodian:

中銀國際英國保誠信託有限公司
BOCI-Prudential Trustee Limited
香港太古城英皇道 1111 號 15 樓 1507 室
Suite 1507, 15/F, 1111 King's Road, Taikoo Shing, Hong Kong
強積金客戶服務熱線 MPF Customer Services Hotline: 2929 3030
網址 Website: <https://www.bocpt.com>

投資經理 Investment Manager:

中銀國際英國保誠資產管理有限公司
BOCI-Prudential Asset Management Limited
香港中環花園道 1 號中銀大廈 27 字樓
27/F, Bank of China Tower,
1 Garden Road, Central, Hong Kong
簡易強積金開戶及基金熱線 Easy-Choice MPF Application and Fund Hotline: 2280 8686
網址 Website: <https://www.boci-pru.com.hk>

 中銀國際
BOCI INTERNATIONAL
 PRUDENTIAL
保誠集團
中銀保誠資產管理
BOCI-Prudential Asset Management

重要資訊

- 在作出任何投資選擇前，你必須評估你可承受的風險程度及本身的財務狀況；當你選擇成分基金時，若不能肯定某些成分基金是否適合自己（包括是否與你的投資目標一致），你應諮詢財務及／或專業人士的意見，並在考慮到自身情況之後選擇成分基金。
- 在你決定投資於強積金預設投資策略(如中銀保誠簡易強積金計劃(「本計劃」)之強積金計劃說明書第6.7節「強積金預設投資策略」的定義)前，你應考慮自己的風險承受程度及財政狀況。你應注意中銀保誠核心累積基金及中銀保誠65歲後基金並不一定適合你，而中銀保誠核心累積基金及中銀保誠65歲後基金的風險程度及你可承受的風險程度可能出現錯配(基金組合的風險可能比你想要承擔的風險為高)。如你對於強積金預設投資策略是否適合你存有疑問，你應尋求財務及／或專業意見，並在考慮到自身情況之後才進行投資決定。
- 你應注意強積金預設投資策略的實施有可能影響你的強積金投資及累算權益。如你就預設投資策略對你的影響有疑問，我們建議你向受託人查詢。
- 強積金保守基金的費用及收費可(i)透過扣除資產收取；或(ii)透過扣除成員賬戶中的單位收取。中銀保誠強積金保守基金採用方式(i)收費，故所列之單位價格／資產淨值／基金表現已反映費用及收費之影響。
- 你不應只依賴這宣傳品來作出任何投資決定，計劃詳情(包括風險因素、費用及收費及基金資料)請參閱本計劃之強積金計劃說明書。
- 投資涉及風險。成分基金單位價格可跌亦可升。過去的表現並不代表未來的表現。

Important Information


- You should consider your own risk tolerance level and financial circumstances before making any investment choices. When, in your selection of Constituent Funds, you are in doubt as to whether a certain Constituent Fund is suitable for you (including whether it is consistent with your investment objectives), you should seek financial and/or professional advice and choose the Constituent Fund(s) most suitable for you taking into account your circumstances.
- You should consider your own risk tolerance level and financial circumstances before investing in the MPF Default Investment Strategy (as defined in section 6.7 *MPF Default Investment Strategy* in the MPF Scheme Brochure of BOC-Prudential Easy-Choice Mandatory Provident Fund Scheme (the "Scheme")). You should note that the BOC-Prudential Core Accumulation Fund and the BOC-Prudential Age 65 Plus Fund may not be suitable for you, and there may be a risk mismatch between the BOC- Prudential Core Accumulation Fund and the BOC-Prudential Age 65 Plus Fund and your risk profile (the resulting portfolio risk may be greater than your risk preference). You should seek financial and/or professional advice if you are in doubt as to whether the MPF Default Investment Strategy is suitable for you, and make the investment decision most suitable for you taking into account your circumstances.
- You should note that the implementation of the MPF Default Investment Strategy may have an impact on your MPF investments and accrued benefits. We recommend that you consult with the Trustee if you have doubts on how you are being affected.
- Fees and charges of a MPF conservative fund can be deducted from either (i) the assets of the fund or (ii) members' account by way of unit deduction. The BOC-Prudential MPF Conservative Fund uses method (i) and, therefore, unit prices/NAV/fund performance quoted have incorporated the impact of fees and charges.
- You should not solely rely on the stand-alone marketing material to make any investment decision. Please refer to the MPF Scheme Brochure of the Scheme for further details (including risk factors, fees and charges, and fund information).
- Investment involves risks. Prices of units of the Constituent Funds may go down as well as up. The past performance information is not indicative of future performance.

投資政策 INVESTMENT POLICY

中銀保誠中國股票基金為一股票基金，旨在向投資者提供長期的資本增長，中銀保誠中國股票基金持有的非現金資產最少70%將投資於傘子單位信託⁹的中國股票子基金。投資經理現時的意向是在一般情況下，有關子基金將在《規例》¹⁰附表1和積金局¹¹不時發出的相關守則和指引所准許下，主要投資於活動及業務與中華人民共和國的經濟發展有密切聯繫的香港上市公司的股票及股票相關證券（包括認股權證和可換股證券）。此子基金可以少於其資產淨值的30%直接透過互聯互通機制¹²，及/或由投資經理酌情決定，間接地透過投資於緊貼指數集體投資計劃及/或其他認可單位信託或認可互惠基金¹⁶投資於中國A股，以觸及中華人民共和國的證券市場。此子基金亦可投資於在中國內地及香港以外的證券交易所上市/掛牌的證券，該等證券可於紐約、倫敦或新加坡的證券交易所上市，例如美國預託證券及全球預託證券等證券，條件是該等證券是由其活動及業務與中華人民共和國的經濟發展有密切聯繫的公司發行的。投資經理可按情況不時調整投資項目的地理分佈。有關子基金亦可投資於緊貼指數集體投資計劃及其他准許的證券¹⁵。投資範圍或包括現金、定期存款、貨幣市場或定息證券。中銀保誠中國股票基金的風險程度一般被視為高²。

The BOC-Prudential China Equity Fund is an equity fund which aims to provide investors with long-term capital growth by investing at least 70% of the BOC-Prudential China Equity Fund's non-cash assets in the China equity sub-fund of the Umbrella Unit Trust⁹. It is the current intention of the Investment Manager that the sub-fund will, under normal circumstances, invest primarily in Hong Kong listed equities and equity-related securities (including warrants and convertible securities) of companies whose activities and business are closely related to the economic development of the People's Republic of China, as permitted under Schedule 1 to the Regulation¹⁰ and the relevant codes and guidelines issued by the MPFA¹¹ from time to time. The sub-fund may invest less than 30% of its net asset value in China A-shares directly through the Stock Connect¹² and/or at the discretion of the Investment Manager, indirectly through investments in ITCIS¹ and/or Other Authorized Unit Trusts or Authorized Mutual Funds¹⁶ so as to gain exposure to the stock markets of the People's Republic of China. The sub-fund may also invest in other China related securities listed or quoted outside Mainland China and Hong Kong if such securities are issued by companies whose activities and business are closely related to the economy development of the People's Republic of China. These securities may be listed on the stock exchanges in New York, London or Singapore, such as ADRs (American depository receipts) and GDRs (global depository receipts). The Investment Manager may adjust the geographic allocation of the investment as it deems appropriate from time to time. The sub-fund may also invest in ITCIS¹ and Other Permitted Securities¹⁵. Where appropriate, cash, time deposits, money market or fixed income securities may be considered. The risk level of the BOC-Prudential China Equity Fund is generally regarded as high².

基金資料 Fund Data

基金總值(百萬) Fund Size (Million)	港元 HKD 8,106.76	Risk Level ² 風險程度 
推出日期 Launch Date	15/10/2007	
報價貨幣 Currency	港元 HKD	
單位價格 NAV ¹	港元 HKD 8.3734	
基金風險標記 Fund Risk Indicator ³	31.49%	
風險級別 Risk Class ⁴	7	
基金開支比率 Fund Expense Ratio ⁵	1.75299%	

基金表現按港元計算 Performance in HKD⁶

	3個月 3 Months	年度至今 Year-To-Date	1年 1 Year	3年 3 Years	5年 5 Years	10年 10 Years	成立至今 Since Inception
累積回報 (%) Cumulative Return	3.84	17.86	36.45	2.68	-3.77	-2.82	-16.27
年化回報 (%) Annualized Return	不適用 N/A	不適用 N/A	36.45	0.88	-0.77	-0.29	-1.00

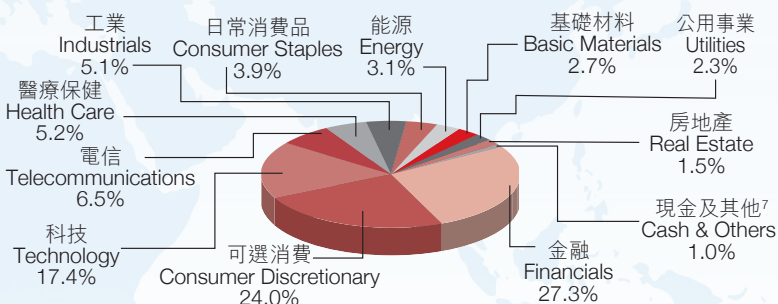
年度回報按港元計算 Calendar Year Performance in HKD⁶

	2020	2021	2022	2023	2024
實際回報 (%) Actual Return	17.74	-16.17	-21.49	-16.27	19.65

十大資產項目 Top Ten Holdings

證券項目 Security Holdings	佔資產淨值之百分比 % of NAV
1 TENCENT HOLDINGS LTD 騰訊控股有限公司	8.8%
2 ALIBABA GROUP HOLDING LTD 阿里巴巴集團控股有限公司	8.3%
3 CHINAAMC CSI 300 INDEX ETF 華夏滬深 300 指數 ETF	7.4%
4 XIAOMI CORP-CLASS B 小米集團 -B 類別	5.6%
5 CHINA CONSTRUCTION BANK-H 中國建設銀行股份有限公司 -H	4.1%
6 MEITUAN-W-CLASS B 美團 -W-B 類別	3.5%
7 IND & COMM BK OF CHINA-H 中國工商銀行股份有限公司 -H	2.8%
8 BYD CO LTD-H 比亞迪股份有限公司 -H	2.4%
9 NETEASE INC 網易股份有限公司	2.1%
10 BANK OF CHINA LTD-H 中國銀行股份有限公司 -H	2.0%

基金資產分佈* Asset Allocation*



* 此成分基金之行業分類及資產分佈已作出更新。

* The sector classification and asset allocation for this Constituent Fund has been updated.

◆ 計劃詳情(包括風險因素、費用及收費及基金資料)請參閱本計劃之強積金計劃說明書。

◆ Please refer to the MPF Scheme Brochure of the Scheme for further details (including risk factors, fees and charges, and fund information).

投資涉及風險。成分基金單位價格可跌亦可升。過去的表現並不代表未來的表現。


Investment involves risks. Prices of units of the Constituent Funds may go down as well as up. The past performance information is not indicative of future performance.

投資政策 INVESTMENT POLICY

中銀保誠香港股票基金為一股票基金，旨在爭取長期的資本增長，中銀保誠香港股票基金持有的非現金資產最少70%將投資於傘子單位信託⁹的香港股票子基金。在一般情況下，有關子基金將在《規例》¹⁰附表1和積金局¹¹不時發出的相關守則和指引所准許下，主要投資於其營運或業務主要在香港之公司或與香港經濟具直接或間接關係之公司（包括其股份在香港上市的公司）的上市股票及股票相關證券。有關子基金可將不多於其資產淨值的10%投資於因透過互聯互通機制交易或其業務或營運設於香港或與香港有關而與香港直接或間接相關的中國A股。投資經理亦可酌情決定，間接地透過投資於緊貼指數集體投資計劃及/或其他認可單位信託或認可互惠基金¹⁶投資於該等中國A股。有關子基金亦可投資於緊貼指數集體投資計劃及其他准許的證券¹⁵。投資範圍或包括現金、定期存款、貨幣市場或定息證券。中銀保誠香港股票基金的風險程度一般被視為高²。

The BOC-Prudential Hong Kong Equity Fund is an equity fund which aims to provide investors with long-term capital growth by investing at least 70% of the BOC-Prudential Hong Kong Equity Fund's non-cash assets in the Hong Kong equity sub-fund of the Umbrella Unit Trust⁹. Under normal circumstances, the sub-fund will invest mainly in the listed equities and equity-related securities of companies having operations or business principally in Hong Kong or linked either directly or indirectly to the Hong Kong economy (including companies whose shares are listed in Hong Kong), as permitted under Schedule 1 to the Regulation¹⁰ and the relevant codes and guidelines issued by the MPFA¹¹ from time to time. The sub-fund may invest not more than 10% of its net asset value in China A-shares which are directly or indirectly related to Hong Kong by either being traded through the Stock Connect or having business or operations in or relations to Hong Kong. The Investment Manager also has a discretion to invest in these China A-shares, indirectly through investments in ITCIS[†] and/or Other Authorized Unit Trusts or Authorized Mutual Funds¹⁶. The sub-fund may also invest in ITCIS[†] and Other Permitted Securities¹⁵. Where appropriate, cash, time deposits, money market or fixed income securities may be considered. The risk level of the BOC-Prudential Hong Kong Equity Fund is generally regarded as high².

基金資料 Fund Data

基金總值(百萬) Fund Size (Million)	港元 HKD 11,403.83	Risk Level ² 風險程度 
推出日期 Launch Date	15/04/2003	
報價貨幣 Currency	港元 HKD	
單位價格 NAV ¹	港元 HKD 43.8277	
基金風險標記 Fund Risk Indicator ³	28.98%	
風險級別 Risk Class ⁴	7	
基金開支比率 Fund Expense Ratio ⁵	1.67262%	

基金表現按港元計算 Performance in HKD⁶

	3個月 3 Months	年度至今 Year-To-Date	1年 1 Year	3年 3 Years	5年 5 Years	10年 10 Years	成立至今 Since Inception
累積回報 (%) Cumulative Return	5.66	21.41	37.98	11.79	5.48	10.52	338.28
年化回報 (%) Annualized Return	不適用 N/A	不適用 N/A	37.98	3.78	1.07	1.01	6.87

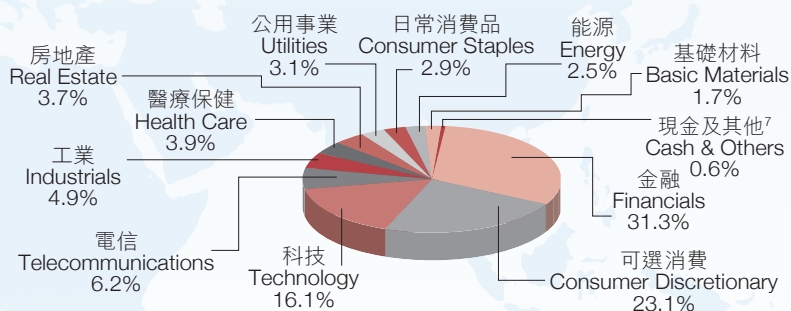
年度回報按港元計算 Calendar Year Performance in HKD⁶

	2020	2021	2022	2023	2024
實際回報 (%) Actual Return	11.42	-15.50	-17.19	-12.64	17.33

十大資產項目 Top Ten Holdings

證券項目 Security Holdings	佔資產淨值之百分比 % of NAV
1 TENCENT HOLDINGS LTD 騰訊控股有限公司	8.6%
2 ALIBABA GROUP HOLDING LTD 阿里巴巴集團控股有限公司	8.3%
3 HSBC HOLDINGS PLC 滙豐控股有限公司	8.3%
4 XIAOMI CORP-CLASS B 小米集團 -B 類別	5.1%
5 AIA GROUP LTD 友邦保險控股有限公司	3.8%
6 CHINA CONSTRUCTION BANK-H 中國建設銀行股份有限公司 -H	3.7%
7 MEITUAN-W-CLASS B 美團 -W-B 類別	3.3%
8 HONG KONG EXCHANGES & CLEAR 香港交易及結算所有限公司	2.5%
9 IND & COMM BK OF CHINA-H 中國工商銀行股份有限公司 -H	2.5%
10 BYD CO LTD-H 比亞迪股份有限公司 -H	2.2%

基金資產分佈* Asset Allocation*



* 此成分基金之行業分類及資產分佈已作出更新。

* The sector classification and asset allocation for this Constituent Fund has been updated.

◆ 計劃詳情(包括風險因素、費用及收費及基金資料)請參閱本計劃之強積金計劃說明書。

◆ Please refer to the MPF Scheme Brochure of the Scheme for further details (including risk factors, fees and charges, and fund information).

投資涉及風險。成分基金單位價格可跌亦可升。過去的表現並不代表未來的表現。


Investment involves risks. Prices of units of the Constituent Funds may go down as well as up. The past performance information is not indicative of future performance.

投資政策 INVESTMENT POLICY

中銀保誠日本股票基金為一股票基金，旨在尋求長期的資本增長，主要投資於傘子單位信託⁹的日本股票子基金。在一般情況下，有關子基金將在《規例》¹⁰附表1和積金局¹¹不時發出的相關守則和指引所准許下，主要投資於業務與日本的經濟發展和增長有緊密關連的公司的上市股票及股票相關證券（包括認股權證、可換股證券、美國預託證券、環球預託證券）。有關子基金亦可投資於緊貼指數集體投資計劃及其他准許的證券¹⁵。投資範圍或包括現金、定期存款、貨幣市場或定息證券。中銀保誠日本股票基金的風險程度一般被視為高²。

The BOC-Prudential Japan Equity Fund is an equity fund which aims to achieve long-term capital growth by investing primarily in the Japan equity sub-fund of the Umbrella Unit Trust⁹. Under normal circumstances, the sub-fund will invest primarily in listed equities and equity-related securities (including warrants, convertible securities, ADRs (American depository receipts) and GDRs (global depository receipts)) of companies whose activities are closely related to the economic development and growth of the Japan economy, as permitted under Schedule 1 to the Regulation¹⁰ and the relevant codes and guidelines issued by the MPFA¹¹ from time to time. The sub-fund may also invest in ITCIS¹ and Other Permitted Securities¹⁵. Where appropriate, cash, time deposits, money market or fixed income securities may be considered. The risk level of the BOC-Prudential Japan Equity Fund is generally regarded as high².

基金資料 Fund Data

基金總值(百萬) Fund Size (Million)	港元 HKD 1,321.26	Risk Level ² 風險程度  High 高
推出日期 Launch Date	03/10/2006	
報價貨幣 Currency	港元 HKD	
單位價格 NAV ¹	港元 HKD 13.2392	
基金風險標記 Fund Risk Indicator ³	11.27%	
風險級別 Risk Class ⁴	5	
基金開支比率 Fund Expense Ratio ⁵	1.66542%	

基金表現按港元計算 Performance in HKD⁶

	3個月 3 Months	年度至今 Year-To-Date	1年 1 Year	3年 3 Years	5年 5 Years	10年 10 Years	成立至今 Since Inception
累積回報 (%) Cumulative Return	10.36	9.32	10.17	51.57	56.45	44.49	32.39
年化回報 (%) Annualized Return	不適用 N/A	不適用 N/A	10.17	14.87	9.36	3.75	1.51

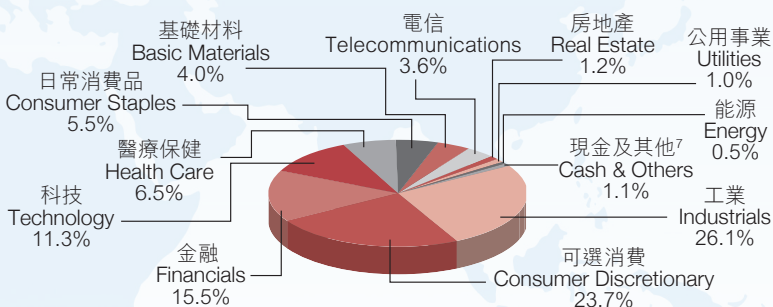
年度回報按港元計算 Calendar Year Performance in HKD⁶

	2020	2021	2022	2023	2024
實際回報 (%) Actual Return	7.21	3.14	-13.00	21.74	11.31

十大資產項目 Top Ten Holdings

證券項目 Security Holdings	佔資產淨值之百分比 % of NAV
1 TOYOTA MOTOR CORP	4.0%
2 SONY GROUP CORP	3.3%
3 MITSUBISHI UFJ FINANCIAL GROUP	3.1%
4 HITACHI LTD	2.8%
5 NINTENDO CO LTD	2.2%
6 TOKYO ELECTRON LTD	1.8%
7 SUMITOMO MITSUI FINANCIAL GR	1.7%
8 MITSUBISHI HEAVY INDUSTRIES	1.7%
9 RECRUIT HOLDINGS CO LTD	1.7%
10 TOKIO MARINE HOLDINGS INC	1.6%

基金資產分佈* Asset Allocation*



* 此成分基金之行業分類及資產分佈已作出更新。

* The sector classification and asset allocation for this Constituent Fund has been updated.

◆ 計劃詳情(包括風險因素、費用及收費及基金資料)請參閱本計劃之強積金計劃說明書。

◆ Please refer to the MPF Scheme Brochure of the Scheme for further details (including risk factors, fees and charges, and fund information).

投資涉及風險。成分基金單位價格可跌亦可升。過去的表現並不代表未來的表現。


Investment involves risks. Prices of units of the Constituent Funds may go down as well as up. The past performance information is not indicative of future performance.

投資政策 INVESTMENT POLICY

中銀保誠亞洲股票基金為一股票基金，旨在爭取長期的資本增長，中銀保誠亞洲股票基金持有的非現金資產最少70%將投資於傘子單位信託⁹的亞洲股票子基金。在一般情況下，有關子基金將主要投資於《規例》¹⁰附表1和積金局¹¹不時發出的相關守則和指引所准許的亞洲各個股票市場的股票及股票相關證券，包括但不限於澳洲、紐西蘭、中國大陸、香港、印度、南韓、新加坡、馬來西亞、臺灣及泰國的股票市場，亦可能投資於以亞洲以外為基地，但在亞洲投資或營業的公司。該子基金可以少於其資產淨值的30%直接透過互聯互通機制¹²，及/或由投資經理酌情決定，間接地透過投資於緊貼指數集體投資計劃及/或其他認可單位信託或認可互惠基金¹⁶投資於中國A股。該子基金將不會投資於日本股票市場。有關子基金亦可投資於緊貼指數集體投資計劃及其他准許的證券¹⁵。投資範圍或包括現金、定期存款、貨幣市場或定息證券。中銀保誠亞洲股票基金的風險程度一般被視為高²。

The BOC-Prudential Asia Equity Fund is an equity fund which aims to achieve long-term capital growth by investing at least 70% of the BOC-Prudential Asia Equity Fund's non-cash assets in the Asia equity sub-fund of the Umbrella Unit Trust⁹. Under normal circumstances, the sub-fund will invest mainly in equities and equity-related securities in the various stock markets in Asia as permitted under Schedule 1 to the Regulation¹⁰ and the relevant codes and guidelines issued by the MPFA¹¹ from time to time including but not limited to those in Australia, New Zealand, Mainland China, Hong Kong, India, South Korea, Singapore, Malaysia, Taiwan and Thailand. Access to individual markets may be made by investing in companies based in non-Asian jurisdictions but invest or operate in Asia. The sub-fund may invest less than 30% of its net asset value in China A-shares directly through the Stock Connect¹² and/or at the discretion of the Investment Manager, indirectly through investments in ITCIS[†] and/or Other Authorized Unit Trusts or Authorized Mutual Funds¹⁶. It is intended that the sub-fund will not invest in equities in Japan. The sub-fund may also invest in ITCIS[†] and Other Permitted Securities¹⁵. Where appropriate, cash, time deposits, money market or fixed income securities may be considered. The risk level of the BOC-Prudential Asia Equity Fund is generally regarded as high².

基金資料 Fund Data

基金總值(百萬) Fund Size (Million)	港元 HKD 3,828.18	Risk Level ² 風險程度 
推出日期 Launch Date	03/10/2006	
報價貨幣 Currency	港元 HKD	
單位價格 NAV ¹	港元 HKD 20.0396	
基金風險標記 Fund Risk Indicator ³	16.42%	
風險級別 Risk Class ⁴	6	
基金開支比率 Fund Expense Ratio ⁵	1.71286%	

基金表現按港元計算 Performance in HKD⁶

	3個月 3 Months	年度至今 Year-To-Date	1年 1 Year	3年 3 Years	5年 5 Years	10年 10 Years	成立至今 Since Inception
累積回報 (%) Cumulative Return	12.41	13.09	13.90	26.55	40.30	50.98	100.40
年化回報 (%) Annualized Return	不適用 N/A	不適用 N/A	13.90	8.17	7.01	4.21	3.78

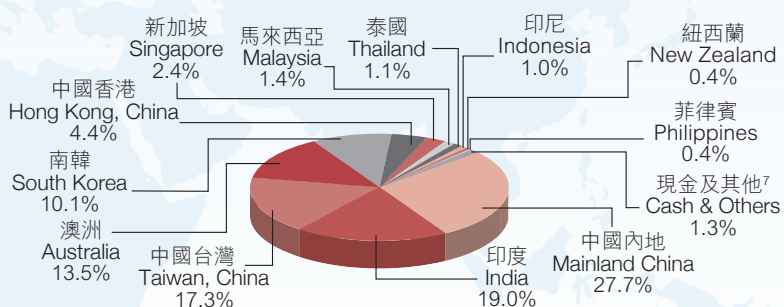
年度回報按港元計算 Calendar Year Performance in HKD⁶

	2020	2021	2022	2023	2024
實際回報 (%) Actual Return	17.69	0.22	-16.96	5.00	10.12

十大資產項目 Top Ten Holdings

證券項目 Security Holdings	佔資產淨值之百分比 % of NAV
1 TAIWAN SEMICONDUCTOR MANUFACTURING 台灣積體電路製造股份有限公司	9.2%
2 TENCENT HOLDINGS LTD 騰訊控股有限公司	4.3%
3 ALIBABA GROUP HOLDING LTD 阿里巴巴集團控股有限公司	2.7%
4 SAMSUNG ELECTRONICS CO LTD	2.2%
5 COMMONWEALTH BANK OF AUSTRALIA	2.0%
6 XIAOMI CORP-CLASS B 小米集團 -B 類別	1.4%
7 SK HYNIX INC	1.4%
8 HDFC BANK LIMITED	1.4%
9 RELIANCE INDUSTRIES LTD	1.2%
10 BHP GROUP LTD	1.2%

基金資產分佈 Asset Allocation



◆ 計劃詳情(包括風險因素、費用及收費及基金資料)請參閱本計劃之強積金計劃說明書。

◆ Please refer to the MPF Scheme Brochure of the Scheme for further details (including risk factors, fees and charges, and fund information).

投資涉及風險。成分基金單位價格可跌亦可升。過去的表現並不代表未來的表現。

Investment involves risks. Prices of units of the Constituent Funds may go down as well as up. The past performance information is not indicative of future performance.

投資政策 INVESTMENT POLICY

中銀保誠環球股票基金為一股票基金，其持有的非現金資產最少70%將投資於(1)傘子單位信託⁹的環球股票、亞洲股票、中國股票、香港股票、日本股票及歐洲股票子基金（統稱為「股票子基金」）組合或(2)股票子基金及由投資經理管理並與股票相關的緊貼指數集體投資計劃之組合，以爭取長期的資本增長。在適當情況下，投資經理亦可酌情決定投資於並非由投資經理所管理的其他緊貼指數集體投資計劃，以達到如分散風險或觸及相關市場之目的。中銀保誠環球股票基金的投資組合於各國家及地區之間的分配可能根據投資經理的酌情權及對現時和預測的市場狀況之看法而改變，因此，中銀保誠環球股票基金的投資組合可能集中於某（些）國家或地區。在一般情況下，股票子基金將投資大部份資產於《規例》¹⁰附表1和積金局¹¹不時發出的相關守則和指引所准許的環球股票及股票相關證券，包括但不限於美國、歐洲、中國大陸、日本、香港及其他主要亞洲市場。股票子基金亦可投資於緊貼指數集體投資計劃及其他准許的證券¹⁵。若干傘子單位信託⁹的子基金及/或緊貼指數集體投資計劃可投資於中國A股。中銀保誠環球股票基金於任何中國A股的總投資額不得超過其資產淨值的15%。投資範圍或包括現金、定期存款、貨幣市場或定息證券。中銀保誠環球股票基金的風險程度一般被視為高²。

The BOC-Prudential Global Equity Fund is an equity fund which seeks to achieve long-term capital growth by investing at least 70% of the BOC-Prudential Global Equity Fund's non-cash assets in (1) a combination of the global equity, Asia equity, China equity, Hong Kong equity, Japan equity and European equity sub-funds of the Umbrella Unit Trust⁹ (collectively, the "equity sub-funds") or (2) a combination of the equity sub-funds and equity-related ITCIS[†] managed by the Investment Manager. Where appropriate, the Investment Manager also has a discretion to invest in other ITCIS[†] not managed by the Investment Manager for purposes such as risk diversification or to gain exposure to the relevant market(s). The allocation of the BOC-Prudential Global Equity Fund's portfolio between countries and regions may vary according to the Investment Manager's discretion and perception of prevailing and anticipated market conditions and as a result, the BOC-Prudential Global Equity Fund's portfolio may be concentrated in certain country(ies) or region(s). Under normal circumstances, the equity sub-funds will invest a substantial portion of assets in global equities and equity-related securities as permitted under Schedule 1 to the Regulation¹⁰ and the relevant codes and guidelines issued by the MPFA¹¹ from time to time, including but not limited to the United States, Europe, Mainland China, Japan, Hong Kong and other major Asian markets. The equity sub-funds may also invest in ITCIS[†] and Other Permitted Securities¹⁵. Certain sub-funds of the Umbrella Unit Trust⁹ and/or ITCIS[†] may invest in China A-shares. The BOC-Prudential Global Equity Fund's aggregate exposure to any China A-shares shall not exceed 15% of its net asset value. Where appropriate, cash, time deposits, money market or fixed income securities may be considered. The risk level of the BOC-Prudential Global Equity Fund is generally regarded as high².

基金資料 Fund Data

基金總值(百萬) Fund Size (Million)	港元 HKD 9,357.86	Risk Level ² 風險程度
推出日期 Launch Date	15/04/2003	
報價貨幣 Currency	港元 HKD	High 高
單位價格 NAV ¹	港元 HKD 51.8277	
基金風險標記 Fund Risk Indicator ³	13.99%	
風險級別 Risk Class ⁴	5	
基金開支比率 Fund Expense Ratio ⁵	1.68591%	

基金表現按港元計算 Performance in HKD⁶

	3個月 3 Months	年度至今 Year-To-Date	1年 1 Year	3年 3 Years	5年 5 Years	10年 10 Years	成立至今 Since Inception
累積回報 (%) Cumulative Return	11.04	8.99	13.48	52.46	78.96	124.66	418.28
年率化回報 (%) Annualized Return	不適用 N/A	不適用 N/A	13.48	15.09	12.34	8.43	7.68

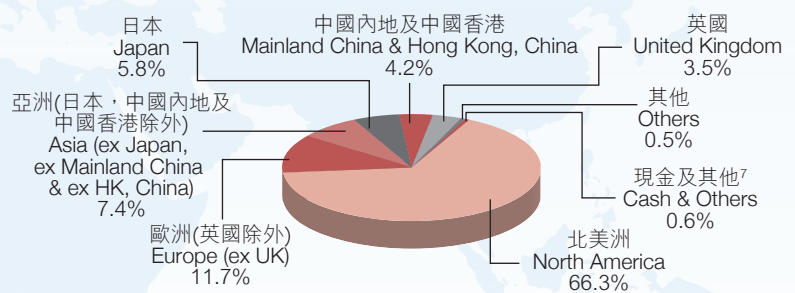
年度回報按港元計算 Calendar Year Performance in HKD⁶

	2020	2021	2022	2023	2024
實際回報 (%) Actual Return	14.41	18.08	-17.89	19.93	15.06

十大資產項目 Top Ten Holdings

證券項目 Security Holdings	佔資產淨值之百分比 % of NAV
1 NVIDIA CORP	4.3%
2 MICROSOFT CORP	4.3%
3 APPLE INC	3.5%
4 AMAZON.COM INC	2.4%
5 META PLATFORMS INC-CLASS A	1.9%
6 BROADCOM INC	1.5%
7 SPDR S&P 500 ETF	1.4%
8 ALPHABET INC-CL A	1.2%
9 TAIWAN SEMICONDUCTOR MANUFACTURING 台灣積體電路製造股份有限公司	1.0%
10 TESLA INC	1.0%

基金資產分佈 Asset Allocation



◆ 計劃詳情(包括風險因素、費用及收費及基金資料)請參閱本計劃之強積金計劃說明書。

◆ Please refer to the MPF Scheme Brochure of the Scheme for further details (including risk factors, fees and charges, and fund information).

投資涉及風險。成分基金單位價格可跌亦可升。過去的表現並不代表未來的表現。


Investment involves risks. Prices of units of the Constituent Funds may go down as well as up. The past performance information is not indicative of future performance.

投資政策 INVESTMENT POLICY

中銀保誠中證香港100指數基金為一股票基金，旨在尋求長期的資本增長，主要投資於投資經理所選擇的一個緊貼指數集體投資計劃。目前，中銀保誠中證香港100指數基金僅投資於緊貼指數集體投資計劃——標智中證香港100指數基金™。標智中證香港100指數基金™是一個在交易所買賣的指數追蹤基金，旨在透過採用代表性抽樣策略來追蹤中證香港100指數之表現。中銀保誠中證香港100指數基金的風險程度一般被視為高²。

The BOC-Prudential CSI HK 100 Tracker Fund is an equity fund which aims to achieve long-term capital growth by investing primarily in an ITCIS[†] selected by the Investment Manager. Currently, the BOC-Prudential CSI HK 100 Tracker Fund invests exclusively in the ITCIS[†] – W.I.S.E. – CSI HK 100 Tracker™, an index-tracking exchange traded fund which seeks to track the performance of the CSI Hong Kong 100 Index by adopting a representative sampling strategy. The risk level of the BOC-Prudential CSI HK 100 Tracker Fund is generally regarded as high².

基金資料 Fund Data

基金總值(百萬) Fund Size (Million)	港元 HKD 2,184.79	Risk Level ² 風險程度 
推出日期 Launch Date	03/09/2012	
報價貨幣 Currency	港元 HKD	
單位價格 NAV ¹	港元 HKD 15.0988	
基金風險標記 Fund Risk Indicator ³	29.91%	
風險級別 Risk Class ⁴	7	
基金開支比率 Fund Expense Ratio ⁵	1.00394%	

基金表現按港元計算 Performance in HKD⁶

	3個月 3 Months	年度至今 Year-To-Date	1年 1 Year	3年 3 Years	5年 5 Years	10年 10 Years	成立至今 Since Inception
累積回報 (%) Cumulative Return	3.84	20.83	39.20	16.13	10.15	14.49	50.99
年化回報 (%) Annualized Return	不適用 N/A	不適用 N/A	39.20	5.11	1.95	1.36	3.26
基準指數* (累積回報)(%) Benchmark Index* (Cumulative Return)	4.17	21.66	40.93	19.96	16.06	38.04	104.82
基準指數* (年化回報)(%) Benchmark Index* (Annualized Return)	不適用 N/A	不適用 N/A	40.93	6.26	3.02	3.28	5.75

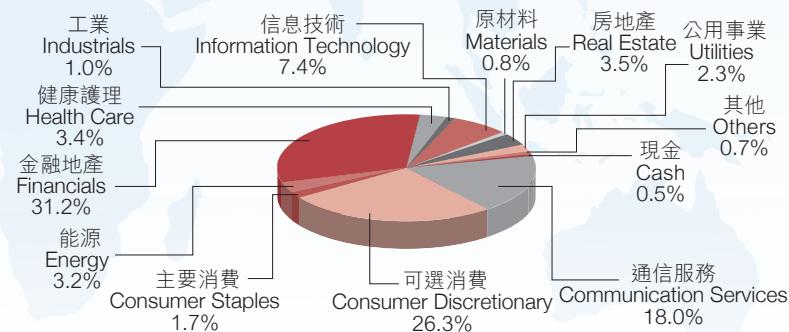
年度回報按港元計算 Calendar Year Performance in HKD⁶

	2020	2021	2022	2023	2024
實際回報 (%) Actual Return	10.72	-14.81	-16.43	-11.13	20.54
基準指數* (實際回報)(%) Benchmark Index* (Actual Return)	12.07	-14.24	-15.46	-10.23	21.74

十大資產項目 Top Ten Holdings

證券項目 Security Holdings	佔資產淨值之百分比 of NAV
1 TENCENT HOLDINGS LTD 騰訊控股有限公司	9.7%
2 ALIBABA GROUP HOLDING LTD 阿里巴巴集團控股有限公司	9.3%
3 HSBC HOLDINGS PLC 滙豐控股有限公司	8.2%
4 XIAOMI CORP-CLASS B 小米集團 -B 類別	5.4%
5 CHINA CONSTRUCTION BANK-H 中國建設銀行股份有限公司 -H	4.7%
6 MEITUAN-W-CLASS B 美團 -W-B 類別	3.8%
7 AIA GROUP LTD 友邦保險控股有限公司	3.7%
8 IND & COMM BK OF CHINA-H 中國工商銀行股份有限公司-H	2.7%
9 CHINA MOBILE LTD 中國移動有限公司	2.7%
10 HONG KONG EXCHANGES & CLEAR 香港交易及結算所有限公司	2.6%

基金資產分佈 Asset Allocation



* 中證香港100全收益指數(港元)被採用為基準指數(資料來源: 中証指數有限公司)。* CSI HK 100 Total Return Index (HKD) is used as the benchmark index (Source: China Securities Index Co., Ltd).

◆ 計劃詳情(包括風險因素、費用及收費及基金資料)請參閱本計劃之強積金計劃說明書。

◆ Please refer to the MPF Scheme Brochure of the Scheme for further details (including risk factors, fees and charges, and fund information).

投資涉及風險。成分基金單位價格可跌亦可升。過去的表現並不代表未來的表現。

Investment involves risks. Prices of units of the Constituent Funds may go down as well as up. The past performance information is not indicative of future performance.

投資政策 INVESTMENT POLICY

中銀保誠歐洲指數追蹤基金為一股票基金，旨在尋求長期的資本增長，主要投資於投資經理所選擇的一個緊貼指數集體投資計劃。目前，中銀保誠歐洲指數追蹤基金僅投資於緊貼指數集體投資計劃——中銀保誠歐洲指數基金。中銀保誠歐洲指數基金是中銀保誠指數基金系列的一個分支基金，投資於在英國及其他歐洲大陸國家的證券交易所買賣的證券投資組合。中銀保誠歐洲指數基金主要透過採用代表性抽樣策略力求提供緊貼富時強積金歐洲指數(非對沖)(FTSE MPF Europe Index (unhedged))表現的投資表現(扣除費用及支出之前)。在這策略下，中銀保誠歐洲指數基金的資產投資於由中銀保誠歐洲指數基金的基金經理利用定量分析模式選定的富時強積金歐洲指數(非對沖)成分證券的代表性樣本，並根據該定量分析模式，按每隻股票的資本值、行業和基本投資特性而考慮將其納入中銀保誠歐洲指數基金內。中銀保誠歐洲指數追蹤基金的風險程度一般被視為高²。

The BOC-Prudential European Index Tracking Fund is an equity fund which aims to achieve long-term capital growth by investing primarily in an ITCIS[†] selected by the Investment Manager. Currently, the BOC-Prudential European Index Tracking Fund exclusively invests in the ITCIS[†] – the BOC-Prudential European Index Fund, a sub-fund of the BOC-Prudential Index Fund Series, which invests in a portfolio of securities traded on the stock exchanges in the United Kingdom and in other continental European countries. The BOC-Prudential European Index Fund seeks to provide investment performance (before fees and expenses) that tracks the performance of the FTSE MPF Europe Index (unhedged) primarily by adopting a representative sampling strategy. Under such strategy, assets of the BOC-Prudential European Index Fund will be invested in a representative sample of constituent securities of the FTSE MPF Europe Index (unhedged) selected by the manager of the BOC-Prudential European Index Fund using quantitative analytical models, under which each stock is considered for inclusion in the BOC-Prudential European Index Fund based on its capitalisation, industry and fundamental investment characteristics. The risk level of the BOC-Prudential European Index Tracking Fund is generally regarded as high².


* 相關緊貼指數集體投資計劃(中銀保誠歐洲指數基金)緊貼富時強積金歐洲指數(非對沖)的表現。然而，為了作基金表現比較之用，將在此採用一個貨幣對沖指數，即富時強積金歐洲對沖指數¹³，其對沖指數中超出65%的非港幣貨幣風險，以確保符合《規例》¹⁰附表1第16條要求的至少30%的港幣貨幣風險要求(「貨幣風險要求」)。此表現比較參考進一步方便成員了解中銀保誠歐洲指數追蹤基金的表現。

資料來源：富時國際有限公司(「富時」)

* While the underlying ITCIS[†] (BOC-Prudential European Index Fund) tracks the performance of the FTSE MPF Europe Index (unhedged), a currency hedged index, namely FTSE MPF Europe Hedged Index¹³, which hedges non-Hong Kong Dollar currency exposure in the index in excess of 65% to ensure compliance with the minimum 30% HKD currency exposure under section 16 of Schedule 1 to the Regulation¹⁰ ("Currency Exposure Requirement"), will be adopted here for fund performance comparison purpose. Such performance comparison reference further facilitates members to apprehend the performance of BOC-Prudential European Index Tracking Fund.

Source from: FTSE International Limited ("FTSE")

基金資料 Fund Data

基金總值(百萬) Fund Size (Million)	港元 HKD 1,647.98	Risk Level ² 風險程度
推出日期 Launch Date	03/09/2012	
報價貨幣 Currency	港元 HKD	 High 高
單位價格 NAV ¹	港元 HKD 24.4712	
基金風險標記 Fund Risk Indicator ³	14.36%	
風險級別 Risk Class ⁴	5	
基金開支比率 Fund Expense Ratio ⁵	1.04498%	

基金表現按港元計算 Performance in HKD⁶

	3個月 3 Months	年度至今 Year-To-Date	1年 1 Year	3年 3 Years	5年 5 Years	10年 10 Years	成立至今 Since Inception
累積回報 (%) Cumulative Return	8.92	18.40	14.89	51.96	70.42	89.19	144.71
年率化回報 (%) Annualized Return	不適用 N/A	不適用 N/A	14.89	14.97	11.25	6.58	7.22
富時強積金歐洲指數(對沖)* (累積回報)(%) FTSE MPF Europe Index (hedged)* (Cumulative Return)	9.33	19.24	16.38	59.06	83.62	113.87	196.93
富時強積金歐洲指數(對沖)* (年率化回報)(%) FTSE MPF Europe Index (hedged)* (Annualized Return)	不適用 N/A	不適用 N/A	16.38	16.73	12.92	7.90	8.85
富時強積金歐洲指數(非對沖)* (累積回報)(%) FTSE MPF Europe Index (unhedged)* (Cumulative Return)	12.69	24.62	20.11	63.76	84.94	104.11	175.77
富時強積金歐洲指數(非對沖)* (年率化回報)(%) FTSE MPF Europe Index (unhedged)* (Annualized Return)	不適用 N/A	不適用 N/A	20.11	17.87	13.09	7.40	8.23

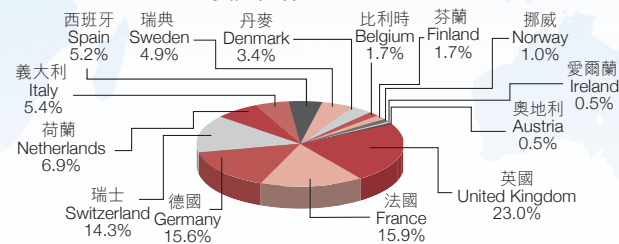
年度回報按港元計算 Calendar Year Performance in HKD⁶

	2020	2021	2022	2023	2024
實際回報 (%) Actual Return	3.74	17.62	-13.32	17.42	2.80
富時強積金歐洲指數(對沖)* (實際回報)(%) FTSE MPF Europe Index (hedged)* (Actual Return)	4.48	19.41	-12.56	19.33	4.64
富時強積金歐洲指數(非對沖) (實際回報)(%) FTSE MPF Europe Index (unhedged) (Actual Return)	6.19	17.13	-15.37	20.71	2.09

十大資產項目 Top Ten Holdings

證券項目 Security Holdings	佔資產淨值之百分比 of NAV
1 SAP SE	2.6%
2 ASML HOLDING NV	2.4%
3 NESTLE SA-REG	2.0%
4 NOVARTIS AG-REG	1.8%
5 NOVO NORDISK A/S-B	1.7%
6 HSBC HOLDINGS PLC	1.7%
7 SHELL PLC	1.7%
8 ROCHE HOLDING AG-GENUSSCHEIN	1.7%
9 ASTRAZENECA PLC	1.6%
10 SIEMENS AG-REG	1.5%

基金資產分佈 Asset Allocation



◆ 計劃詳情(包括風險因素、費用及收費及基金資料)請參閱本計劃之強積金計劃說明書。

◆ Please refer to the MPF Scheme Brochure of the Scheme for further details (including risk factors, fees and charges, and fund information).

投資涉及風險。成分基金單位價格可跌亦可升。過去的表現並不代表未來的表現。

Investment involves risks. Prices of units of the Constituent Funds may go down as well as up. The past performance information is not indicative of future performance.

投資政策 INVESTMENT POLICY

中銀保誠北美指數追蹤基金為一股票基金，旨在尋求長期的資本增長，主要投資於投資經理所選擇的一個緊貼指數集體投資計劃。目前，中銀保誠北美指數追蹤基金僅投資於緊貼指數集體投資計劃——中銀保誠北美指數基金。中銀保誠北美指數基金是中銀保誠指數基金系列的一個分支基金，投資於在北美證券交易所買賣的證券投資組合。中銀保誠北美指數基金主要透過採用代表性抽樣策略力求提供緊貼富時強積金北美指數(非對沖)(FTSE MPF North America Index (unhedged))表現的投資表現(扣除費用及支出之前)。在這策略下，中銀保誠北美指數基金的資產將投資於由中銀保誠北美指數基金的基金經理利用定量分析模式選定的富時強積金北美指數(非對沖)成分證券的代表性樣本，並根據該定量分析模式，按每隻股票的資本值、行業和基本投資特性而考慮將其納入中銀保誠北美指數基金內。中銀保誠北美指數追蹤基金的風險程度一般被視為高²。

The BOC-Prudential North America Index Tracking Fund is an equity fund which aims to achieve long-term capital growth by investing primarily in an ITCIS¹ selected by the Investment Manager. Currently, the BOC-Prudential North America Index Tracking Fund invests exclusively in the ITCIS¹ – the BOC-Prudential North America Index Fund, a sub-fund of the BOC-Prudential Index Fund Series, which invests in a portfolio of securities traded on the stock exchanges in North America. The BOC-Prudential North America Index Fund seeks to provide investment performance (before fees and expenses) that tracks the performance of the FTSE MPF North America Index (unhedged) primarily by adopting a representative sampling strategy. Under such strategy, assets of the BOC-Prudential North America Index Fund will be invested in a representative sample of constituent securities of the FTSE MPF North America Index (unhedged) selected by the manager of the BOC-Prudential North America Index Fund using quantitative analytical models, under which each stock is considered for inclusion in the BOC-Prudential North America Index Fund based on its capitalisation, industry and fundamental investment characteristics. The risk level of the BOC-Prudential North America Index Tracking Fund is generally regarded as high².

¹ 富時強積金北美指數(非對沖)於2021年3月19日收市後採用新ICB (行業分類基準)分類。此成分基金之行業分類及資產分佈已相應作出更新。

² 相關緊貼指數集體投資計劃(中銀保誠北美指數基金)緊貼富時強積金北美指數(非對沖)的表現。然而，為了作基金表現比較之用，將在此採用一個貨幣對沖指數，即富時強積金北美對沖指數¹⁴，其對沖指數中超出65%的非港幣貨幣風險，以確保符合貨幣風險要求。此表現比較參考進一步方便成員了解中銀保誠北美指數追蹤基金的表現。


³ 資料來源：富時

⁴ FTSE MPF North America Index (unhedged) adopted the new ICB (Industry Classification Benchmark) classification after the market closed on 19 March 2021. The sector classification and asset allocation for this Constituent Fund has been updated accordingly.

⁵ While the underlying ITCIS¹ (BOC-Prudential North America Index Fund) tracks the performance of the FTSE MPF North America Index (unhedged), a currency hedged index, namely FTSE MPF North America Hedged Index¹⁴, which hedges non-Hong Kong Dollar currency exposure in the index in excess of 65% to ensure compliance with the Currency Exposure Requirement, will be adopted here for fund performance comparison purpose. Such performance comparison reference further facilitates members to apprehend the performance of BOC-Prudential North America Index Tracking Fund.

⁶ Source from : FTSE

基金資料 Fund Data

基金總值(百萬) Fund Size (Million)	港元 HKD 9,146.05	Risk Level ² 風險程度  High 高
推出日期 Launch Date	03/09/2012	
報價貨幣 Currency	港元 HKD	
單位價格 NAV ¹	港元 HKD 42.5258	
基金風險標記 Fund Risk Indicator ³	15.65%	
風險級別 Risk Class ⁴	6	
基金開支比率 Fund Expense Ratio ⁵	1.02314%	

基金表現按港元計算 Performance in HKD⁶

	3個月 3 Months	年度至今 Year-To-Date	1年 1 Year	3年 3 Years	5年 5 Years	10年 10 Years	成立至今 Since Inception
累積回報 (%) Cumulative Return	11.61	6.69	14.78	63.12	98.93	197.30	325.26
年率化回報 (%) Annualized Return	不適用 N/A	不適用 N/A	14.78	17.72	14.75	11.51	11.94
富時強積金北美指數(對沖)* (累積回報)(%)	11.81	7.19	16.09	68.22	109.56	233.09	403.91
富時強積金北美指數(對沖)* (年率化回報)(%)	不適用 N/A	不適用 N/A	16.09	18.93	15.95	12.79	13.43
富時強積金北美指數(非對沖)* (累積回報)(%)	12.37	7.83	16.68	69.81	112.77	240.20	412.24
富時強積金北美指數(非對沖)* (年率化回報)(%)	不適用 N/A	不適用 N/A	16.68	19.30	16.30	13.02	13.58

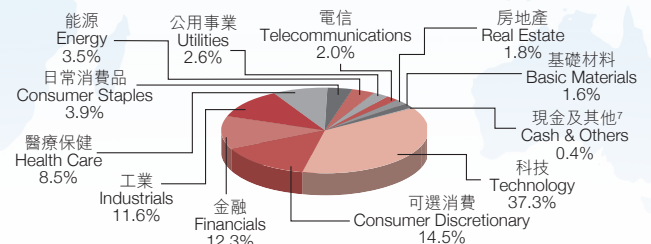
年度回報按港元計算 Calendar Year Performance in HKD⁶

	2020	2021	2022	2023	2024
實際回報 (%) Actual Return	18.71	25.56	-20.11	24.30	21.90
富時強積金北美指數(對沖)* (實際回報)(%) FTSE MPF North America Index (hedged)* (Actual Return)	19.80	26.88	-19.38	25.48	23.45
富時強積金北美指數(非對沖) (實際回報)(%) FTSE MPF North America Index (unhedged) (Actual Return)	19.45	27.17	-19.27	26.02	23.50

十大資產項目 Top Ten Holdings

證券項目 Security Holdings	佔資產淨值之百分比 % of NAV
1 NVIDIA CORP	6.6%
2 MICROSOFT CORP	6.6%
3 APPLE INC	5.4%
4 AMAZON.COM INC	3.8%
5 META PLATFORMS INC-CLASS A	2.9%
6 BROADCOM INC	2.3%
7 ALPHABET INC-CL A	1.7%
8 ALPHABET INC-CL C	1.6%
9 TESLA INC	1.6%
10 JPMORGAN CHASE & CO	1.4%

基金資產分佈[◆] Asset Allocation[◆]



◆ 計劃詳情(包括風險因素、費用及收費及基金資料)請參閱本計劃之強積金計劃說明書。

◆ Please refer to the MPF Scheme Brochure of the Scheme for further details (including risk factors, fees and charges, and fund information).

投資涉及風險。成分基金單位價格可跌亦可升。過去的表現並不代表未來的表現。

Investment involves risks. Prices of units of the Constituent Funds may go down as well as up. The past performance information is not indicative of future performance.

投資政策 INVESTMENT POLICY


中銀保誠增長基金為一混合資產基金，大部份的資產將投資於股票市場。中銀保誠增長基金將透過投資於(1)傘子單位信託⁹的子基金組合或(2)傘子單位信託⁹的子基金求及由投資經理管理的緊貼指數集體投資計劃之組合務求爭取較平均資本增值為高的回報。在適當情況下，投資經理亦可酌情決定投資於並非由投資經理所管理的其他緊貼指數集體投資計劃，以達到如分散風險或觸及相關市場之目的。

中銀保誠增長基金將主要投資於股票子基金以建立其環球股票投資組合，餘下的資產投資於債券子基金。一般情況下，有關子基金將投資大部份資產於《規例》¹⁰附表1和積金局¹¹不時發出相關的守則和指引所准許的環球股票及股票相關證券，包括但不限於美國、歐洲、中國大陸、日本、香港及其他主要亞洲市場，其餘將投資於美國、歐洲、中國大陸及其他世界性主要貨幣的環球債券。有關子基金亦可投資於緊貼指數集體投資計劃及其他准許的證券¹⁵。若干傘子單位信託⁹的子基金及/或緊貼指數集體投資計劃可投資於中國A股及/或於中國大陸境內及/或境外發行或分銷的人民幣計值及結算的債務工具。中銀保誠增長基金於任何中國A股的總投資額不得超過其資產淨值的15%及其於人民幣計值及結算的債務工具的總投資額不得超過其資產淨值的15%。中銀保誠增長基金將積極把握世界各地的短期市場機會，及發掘其他具有長遠增長潛力的市場。投資範圍或包括現金、定期存款或貨幣市場證券。中銀保誠增長基金的風險程度一般被視為高²。

The BOC-Prudential Growth Fund is a mixed assets fund for which a majority of its assets will be invested in equities. The BOC-Prudential Growth Fund will seek to achieve a return higher than the average capital appreciation by investing in (1) a combination of sub-funds of the Umbrella Unit Trust⁹ or (2) a combination of sub-funds of the Umbrella Unit Trust⁹ and ITCIS¹ managed by the Investment Manager. Where appropriate, the Investment Manager also has a discretion to invest in other ITCIS¹ not managed by the Investment Manager for purposes such as risk diversification or to gain exposure to the relevant market(s).

The BOC-Prudential Growth Fund will be primarily invested in the equity sub-funds to form a global equity portfolio, with the balance invested in the bond sub-funds. Under normal circumstances, the sub-funds will invest a substantial portion of assets in global equities and equity-related securities as permitted under Schedule 1 to the Regulation¹⁰ and the relevant codes and guidelines issued by the MPFA¹¹ from time to time, including but not limited to the United States, Europe, Mainland China, Japan, Hong Kong and other major Asian markets. The balance will be invested in global bonds with currency exposure in the United States, Europe, Mainland China and others. The sub-funds may also invest in ITCIS¹ and Other Permitted Securities¹⁵. Certain sub-funds of the Umbrella Unit Trust⁹ and/or ITCIS¹ may invest in China A-shares and/or RMB denominated and settled debt instruments issued or distributed outside and/or within Mainland China. The BOC-Prudential Growth Fund's aggregate exposure to any China A-shares shall not exceed 15% of its net asset value and its aggregate exposure to RMB denominated and settled debt instruments shall not exceed 15% of its net asset value. The BOC-Prudential Growth Fund will be actively managed to take advantage of both short-term market opportunities and the long-term growth potential that exist around the world. Where appropriate, cash, time deposits or money market securities may be considered. The risk level of the BOC-Prudential Growth Fund is generally regarded as high².

基金資料 Fund Data

基金總值(百萬) Fund Size (Million)	港元 HKD 14,797.43	Risk Level ² 風險程度  High 高
推出日期 Launch Date	13/12/2000	
報價貨幣 Currency	港元 HKD	
單位價格 NAV ¹	港元 HKD 32.0567	
基金風險標記 Fund Risk Indicator ³	14.20%	
風險級別 Risk Class ⁴	5	
基金開支比率 Fund Expense Ratio ⁵	1.68803%	

基金表現按港元計算 Performance in HKD⁶

	3個月 3 Months	年度至今 Year-To-Date	1年 1 Year	3年 3 Years	5年 5 Years	10年 10 Years	成立至今 Since Inception
累積回報 (%) Cumulative Return	9.66	14.50	19.65	34.29	46.48	63.61	220.57
年化回報 (%) Annualized Return	不適用 N/A	不適用 N/A	19.65	10.33	7.93	5.05	4.86

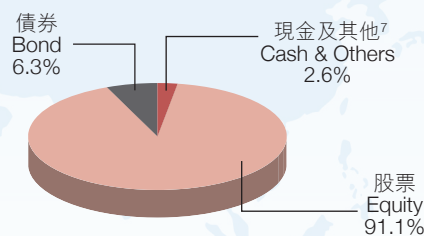
年度回報按港元計算 Calendar Year Performance in HKD⁶

	2020	2021	2022	2023	2024
實際回報 (%) Actual Return	12.17	4.54	-16.06	7.56	10.48

十大資產項目 Top Ten Holdings

證券項目 Security Holdings	佔資產淨值之百分比 % of NAV
1 TENCENT HOLDINGS LTD 騰訊控股有限公司	2.8%
2 ALIBABA GROUP HOLDING LTD 阿里巴巴集團控股有限公司	2.4%
3 HSBC HOLDINGS PLC 滙豐控股有限公司	1.9%
4 TAIWAN SEMICONDUCTOR MANUFACTURING 台灣積體電路製造股份有限公司	1.7%
5 XIAOMI CORP-CLASS B 小米集團 -B 類別	1.4%
6 NVIDIA CORP	1.2%
7 MICROSOFT CORP	1.2%
8 AIA GROUP LTD 友邦保險控股有限公司	1.1%
9 CHINA CONSTRUCTION BANK-H 中國建設銀行股份有限公司 -H	1.0%
10 APPLE INC	0.9%

基金資產分佈 Asset Allocation



◆ 計劃詳情(包括風險因素、費用及收費及基金資料)請參閱本計劃之強積金計劃說明書。

◆ Please refer to the MPF Scheme Brochure of the Scheme for further details (including risk factors, fees and charges, and fund information).

投資涉及風險。成分基金單位價格可跌亦可升。過去表現並不代表未來的表現。

Investment involves risks. Prices of units of the Constituent Funds may go down as well as up. The past performance information is not indicative of future performance.

投資政策 INVESTMENT POLICY


中銀保誠均衡基金為一均衡基金，將透過投資於(1)傘子單位信託⁹的子基金組合或(2)傘子單位信託⁹的子基金及由投資經理管理的緊貼指數集體投資計劃之組合爭取長期的資本增長。在適當情況下，投資經理亦可酌情決定投資於並非由投資經理所管理的其他緊貼指數集體投資計劃，以達到如分散風險或觸及相關市場之目的。

中銀保誠均衡基金將以組合的方式投資於股票及債券子基金。一般情況下，有關子基金將投資於《規例》¹⁰附表1和積金局¹¹不時發出相關的守則和指引所准許的環球股票及股票相關證券，包括但不限於美國、歐洲、中國大陸、日本、香港及其他主要亞洲市場，其餘將投資於美國、歐洲、中國大陸及其他世界性主要貨幣的環球債券。有關子基金亦可投資於緊貼指數集體投資計劃及其他准許的證券¹⁵。若干傘子單位信託⁹的子基金及/或緊貼指數集體投資計劃可投資於中國A股及/或於中國大陸境內及/或境外發行或分銷的人民幣計值及結算的債務工具。中銀保誠均衡基金於任何中國A股的總投資額不得超過其資產淨值的15%及其於人民幣計值及結算的債務工具的總投資額不得超過其資產淨值的15%。中銀保誠均衡基金將積極把握世界各地的短期市場機會，及發掘其他具有長遠增長潛力的市場。投資範圍或包括現金、定期存款或貨幣市場證券。中銀保誠均衡基金的風險程度一般被視為中至高²。

The BOC-Prudential Balanced Fund is a balanced fund which seeks to achieve a long-term capital growth by investing in (1) a combination of sub-funds of the Umbrella Unit Trust⁹ or (2) a combination of sub-funds of the Umbrella Unit Trust⁹ and ITCIS[†] managed by the Investment Manager. Where appropriate, the Investment Manager also has a discretion to invest in other ITCIS[†] not managed by the Investment Manager for purposes such as risk diversification or to gain exposure to the relevant market(s).

The BOC-Prudential Balanced Fund will be invested in a mix of equity and bond sub-funds. Under normal circumstances, the sub-funds will invest a big portion of assets in global equities and equity-related securities as permitted under Schedule 1 to the Regulation¹⁰ and the relevant codes and guidelines issued by the MPFA¹¹ from time to time, including but not limited to the United States, Europe, Mainland China, Japan, Hong Kong and other major Asian markets. The balance will be invested in global bonds with currency exposure in the United States, Europe, Mainland China and others. The sub-funds may also invest in ITCIS[†] and Other Permitted Securities¹⁵. Certain sub-funds of the Umbrella Unit Trust⁹ and/or ITCIS[†] may invest in China A-shares and/or RMB denominated and settled debt instruments issued or distributed outside and/or within Mainland China. The BOC-Prudential Balanced Fund's aggregate exposure to any China A-shares shall not exceed 15% of its net asset value and its aggregate exposure to RMB denominated and settled debt instruments shall not exceed 15% of its net asset value. The BOC-Prudential Balanced Fund will be actively managed to take advantage of both short-term market opportunities and the long-term growth potential that exist around the world. Where appropriate, cash, time deposits or money market securities may be considered. The risk level of the BOC-Prudential Balanced Fund is generally regarded as medium to high².

基金資料 Fund Data

基金總值(百萬) Fund Size (Million)	港元 HKD 7,573.03	Risk Level ² 風險程度 
推出日期 Launch Date	13/12/2000	
報價貨幣 Currency	港元 HKD	Medium to High 中至高
單位價格 NAV ¹	港元 HKD 24.9805	
基金風險標記 Fund Risk Indicator ³	10.65%	
風險級別 Risk Class ⁴	5	
基金開支比率 Fund Expense Ratio ⁵	1.67593%	

基金表現按港元計算 Performance in HKD⁶

	3個月 3 Months	年度至今 Year-To-Date	1年 1 Year	3年 3 Years	5年 5 Years	10年 10 Years	成立至今 Since Inception
累積回報 (%) Cumulative Return	7.05	10.78	13.37	18.71	19.07	29.46	149.81
年化回報 (%) Annualized Return	不適用 N/A	不適用 N/A	13.37	5.88	3.55	2.62	3.80

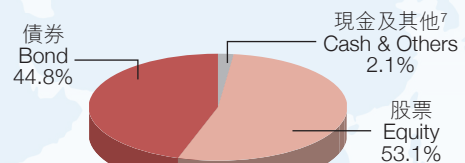
年度回報按港元計算 Calendar Year Performance in HKD⁶

	2020	2021	2022	2023	2024
實際回報 (%) Actual Return	10.25	0.48	-15.58	5.60	3.81

十大資產項目 Top Ten Holdings

證券項目 Security Holdings	佔資產淨值之百分比 % of NAV
1 US TREASURY N/B 4.125% S/A 31MAR2031	2.1%
2 US TREASURY N/B 3.875% S/A 15FEB2043	2.1%
3 US TREASURY N/B 3.25% S/A 30JUN2029	2.0%
4 TENCENT HOLDINGS LTD 騰訊控股有限公司	1.7%
5 US TREASURY N/B 4% S/A 15FEB2034	1.6%
6 ALIBABA GROUP HOLDING LTD 阿里巴巴集團控股有限公司	1.5%
7 US TREASURY N/B 3.625% S/A 31MAR2030	1.4%
8 HSBC HOLDINGS PLC 滙豐控股有限公司	1.2%
9 TAIWAN SEMICONDUCTOR MANUFACTURING 台灣積體電路製造股份有限公司	1.0%
10 DEUTSCHLAND REP 0% A 15FEB2031	1.0%

基金資產分佈 Asset Allocation



◆ 計劃詳情(包括風險因素、費用及收費及基金資料)請參閱本計劃之強積金計劃說明書。

◆ Please refer to the MPF Scheme Brochure of the Scheme for further details (including risk factors, fees and charges, and fund information).

投資涉及風險。成分基金單位價格可跌亦可升。過去的表現並不代表未來的表現。

Investment involves risks. Prices of units of the Constituent Funds may go down as well as up. The past performance information is not indicative of future performance.

投資政策 INVESTMENT POLICY


中銀保誠平穩基金為一均衡基金，將以穩當策略減低資本損失的風險，同時亦會嘗試爭取合理水平的資本收益。中銀保誠平穩基金將投資於(1)傘子單位信託⁹的子基金組合或(2)傘子單位信託⁹的子基金及由投資經理管理的緊貼指數集體投資計劃之組合。在適當情況下，投資經理亦可酌情決定投資於並非由投資經理所管理的其他緊貼指數集體投資計劃，以達到如分散風險或觸及相關市場之目的。

中銀保誠平穩基金將以組合的方式投資於股票及債券子基金。一般情況下，有關子基金將投資大部份資產於《規例》¹⁰附表1和積金局¹¹不時發出相關的守則和指引所准許的環球股票及股票相關證券，包括但不限於美國、歐洲、中國大陸、日本、香港及其他主要亞洲市場。子基金亦將投資於美國、歐洲、中國大陸及其他世界性主要貨幣的環球債券。有關子基金亦可投資於緊貼指數集體投資計劃及其他准許的證券¹⁵。若干傘子單位信託⁹的子基金及/或緊貼指數集體投資計劃可投資於中國A股及/或於中國大陸境內及/或境外發行或分銷的人民幣計值及結算的債務工具。中銀保誠平穩基金於任何中國A股的總投資額不得超過其資產淨值的15%及其於人民幣計值及結算的債務工具的總投資額不得超過其資產淨值的15%。中銀保誠平穩基金將積極把握世界各地的短期市場機會，及發掘其他具有長遠增長潛力的市場。投資範圍或包括現金、定期存款或貨幣市場證券。中銀保誠平穩基金的風險程度一般被視為中²。

The BOC-Prudential Stable Fund is a balanced fund which will be invested in a conservative manner to reduce the risk of capital losses while attempting to achieve a reasonable level of capital gains. The BOC-Prudential Stable Fund will invest in (1) a combination of sub-funds of the Umbrella Unit Trust⁹ or (2) a combination of sub-funds of the Umbrella Unit Trust⁹ and ITCIS¹ managed by the Investment Manager. Where appropriate, the Investment Manager also has a discretion to invest in other ITCIS¹ not managed by the Investment Manager for purposes such as risk diversification or to gain exposure to the relevant market(s).

The BOC-Prudential Stable Fund will be invested in a mix of equity and bond sub-funds. Under normal circumstances, the sub-funds will invest in global equities and equity-related securities as permitted under Schedule 1 to the Regulation¹⁰ and the relevant codes and guidelines issued by the MPFA¹¹ from time to time, including but not limited to the United States, Europe, Mainland China, Japan, Hong Kong and other major Asian markets. The sub-funds will also invest in global bonds with currency exposure in the United States, Europe, Mainland China and other countries. The sub-funds may also invest in ITCIS¹ and Other Permitted Securities¹⁵. Certain sub-funds of the Umbrella Unit Trust⁹ and/or ITCIS¹ may invest in China A-shares and/or RMB denominated and settled debt instruments issued or distributed outside and/or within Mainland China. The BOC-Prudential Stable Fund's aggregate exposure to any China A-shares shall not exceed 15% of its net asset value and its aggregate exposure to RMB denominated and settled debt instruments shall not exceed 15% of its net asset value. The BOC-Prudential Stable Fund will be actively managed to take advantage of both short-term market opportunities and the long-term growth potential that exist around the world. Where appropriate, cash, time deposits or money market securities may be considered. The risk level of the BOC-Prudential Stable Fund is generally regarded as medium².

基金資料 Fund Data

基金總值(百萬) Fund Size (Million)	港元 HKD 7,702.37	Risk Level ² 風險程度  Medium 中
推出日期 Launch Date	13/12/2000	
報價貨幣 Currency	港元 HKD	
單位價格 NAV ¹	港元 HKD 20.8198	
基金風險標記 Fund Risk Indicator ³	8.79%	
風險級別 Risk Class ⁴	4	
基金開支比率 Fund Expense Ratio ⁵	1.66777%	

基金表現按港元計算 Performance in HKD⁶

	3個月 3 Months	年度至今 Year-To-Date	1年 1 Year	3年 3 Years	5年 5 Years	10年 10 Years	成立至今 Since Inception
累積回報 (%) Cumulative Return	5.58	8.56	9.94	11.62	5.61	12.92	108.20
年化回報 (%) Annualized Return	不適用 N/A	不適用 N/A	9.94	3.73	1.10	1.22	3.03

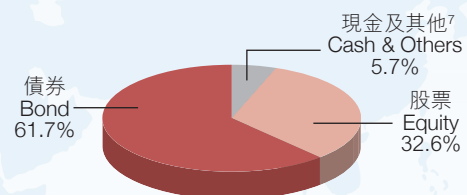
年度回報按港元計算 Calendar Year Performance in HKD⁶

	2020	2021	2022	2023	2024
實際回報 (%) Actual Return	9.32	-1.95	-16.10	4.71	0.76

十大資產項目 Top Ten Holdings

證券項目 Security Holdings	佔資產淨值之百分比 % of NAV
1 US TREASURY N/B 4.125% S/A 31MAR2031	2.9%
2 US TREASURY N/B 3.875% S/A 15FEB2043	2.9%
3 US TREASURY N/B 3.25% S/A 30JUN2029	2.8%
4 US TREASURY N/B 4% S/A 15FEB2034	2.2%
5 US TREASURY N/B 3.625% S/A 31MAR2030	2.0%
6 DEUTSCHLAND REP 0% A 15FEB2031	1.4%
7 US TREASURY N/B 3.625% S/A 15FEB2053	1.3%
8 US TREASURY N/B 1.375% S/A 31OCT2028	1.3%
9 SPANISH GOV'T 1.4% A 30JUL2028	1.3%
10 US TREASURY N/B 4.125% S/A 15NOV2032	1.1%

基金資產分佈 Asset Allocation



◆ 計劃詳情(包括風險因素、費用及收費及基金資料)請參閱本計劃之強積金計劃說明書。

◆ Please refer to the MPF Scheme Brochure of the Scheme for further details (including risk factors, fees and charges, and fund information).

投資涉及風險。成分基金單位價格可跌亦可升。過去的表現並不代表未來的表現。

Investment involves risks. Prices of units of the Constituent Funds may go down as well as up. The past performance information is not indicative of future performance.

投資政策 INVESTMENT POLICY

中銀保誠香港平穩退休基金為一混合資產基金，僅投資於傘子單位信託⁹的一個基礎子基金，即中銀保誠香港平穩退休基金（「基礎退休基金」），以應對退休後的需求為目標，旨在爭取穩定及長期的資本增值，並預期波幅水平較低。基礎退休基金將以穩當策略，透過其於核准匯集投資基金子基金（定義見下文）及/或緊貼指數集體投資計劃的投資，投資於以港元計值之債券或定息工具以及環球股票組合。

基礎退休基金是一支基金中的基金，其所有資產均主要投資於傘子單位信託⁹的其他子基金（「核准匯集投資基金子基金」）及/或由投資經理管理的緊貼指數集體投資計劃。在正常情況下，基礎退休基金將投資於最少兩個核准匯集投資基金子基金及/或緊貼指數集體投資計劃。基礎退休基金最多可將其資產淨值的89%投資於中銀保誠港元債券基金（其為傘子單位信託⁹下的一個子基金）（「港元債券基金」），其透過投資於以港元計值及符合積金局¹¹不時發出的相關指引所規定的信貸評級要求的債券之投資組合，尋求提供穩定收入來源及長期的資本增值。港元債券基金的定息投資將集中於中短期債券，並以維持加權平均存續期不超過五年的投資組合為目標，以尋求降低利率風險。此外，港元債券基金的定息投資將集中於優質信用債券，以降低信貸風險。


在適當情況下，投資經理亦可酌情投資於非由投資經理所管理的其他緊貼指數集體投資計劃，以達到如分散風險或觸及有關市場之目的。

The BOC-Prudential Hong Kong Stable Retirement Fund is a mixed assets fund with the objective of addressing retirement needs by aiming to seek to achieve a stable and long term capital appreciation with an expectation of a lower level of volatility by investing solely in an underlying sub-fund of the Umbrella Unit Trust⁹, namely BOC-Prudential Hong Kong Stable Retirement Fund (the "Underlying Retirement Fund"). The Underlying Retirement Fund will, through its investment in the APIF Sub-Funds (as defined below) and/or ITCIS[†], invest in a mix of Hong Kong dollar denominated bonds or fixed income instruments and global equities in a conservative manner.

The Underlying Retirement Fund is a fund of funds investing substantially all its assets in other sub-funds of Umbrella Unit Trust⁹ ("APIF Sub-Funds") and/or ITCIS[†] managed by the Investment Manager. Under normal circumstances, the Underlying Retirement Fund will invest in at least two APIF Sub-Funds and/or ITCIS[†]. The Underlying Retirement Fund may invest up to 89% of its net asset value in BOC-Prudential Hong Kong Dollar Bond Fund (a sub-fund under the Umbrella Unit Trust⁹) ("Hong Kong Dollar Bond Fund") which seeks to provide a stable income stream and long term capital appreciation through a portfolio of Hong Kong dollar denominated bonds which meet the credit rating requirements as specified in the relevant guidelines issued by the MPFA¹¹ from time to time. The Hong Kong Dollar Bond Fund's fixed income investment will focus on short-to-medium term bonds and aims to maintain a portfolio with weighted average duration not exceeding five years so as to seek to reduce exposure to interest rate risks. In addition, the Hong Kong Dollar Bond Fund's fixed income investment will focus on high quality credit bonds in order to reduce credit risks.

Where appropriate, the Investment Manager also has a discretion to invest in other ITCIS[†] not managed by the Investment Manager for purposes such as risk diversification or to gain exposure to the relevant market(s).

基金資料 Fund Data

基金總值(百萬) Fund Size (Million)	港元 HKD 521.17	Risk Level ² 風險程度  Low to Medium 低至中
推出日期 Launch Date	21/11/2022	
報價貨幣 Currency	港元 HKD	
單位價格 NAV ¹	港元 HKD 11.7422	
基金風險標記 Fund Risk Indicator ³	—	
風險級別 Risk Class ⁴	—	
基金開支比率 Fund Expense Ratio ⁵	1.46284%	

基金表現按港元計算 Performance in HKD⁶

	3個月 3 Months	年度至今 Year-To-Date	1年 1 Year	3年 3 Years	5年 5 Years	10年 10 Years	成立至今 Since Inception ⁶
累積回報 (%) Cumulative Return	3.92	5.18	7.38	-	-	-	17.42
年化回報 (%) Annualized Return	不適用 N/A	不適用 N/A	7.38	-	-	-	6.35

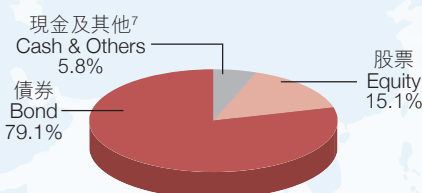
年度回報按港元計算 Calendar Year Performance in HKD⁶

	2020	2021	2022	2023	2024
實際回報 (%) Actual Return	不適用 N/A	不適用 N/A	-0.01	6.57	4.76

十大資產項目 Top Ten Holdings

證券項目 Security Holdings	佔資產淨值之百分比 % of NAV
1 HK LAND NOTES 3.83% Q 05NOV2028	2.6%
2 AIRPORT AUTH HK 4.1% S/A 14JAN2030	2.2%
3 HK MTGE CORP 4.1% A 28FEB2029	2.2%
4 INT BK RECON&DEV 3.62% A 25NOV2026	2.2%
5 ASIAN DEV BANK 2.931% A 16JUN2028	2.1%
6 HK MTGE CORP 2.47% A 15MAR2029	2.1%
7 HK MTGE CORP 2.45% A 01MAR2029	2.1%
8 KOREA HYDRO & NU 5.16% A 06OCT2032	1.6%
9 NATL AUSTRALIABK 4.3% A 12JUL2026	1.5%
10 TOYOTA MOTOR FIN 4.48% A 15DEC2026	1.5%

基金資產分佈 Asset Allocation



◆ 計劃詳情(包括風險因素、費用及收費及基金資料)請參閱本計劃之強積金計劃說明書。

◆ Please refer to the MPF Scheme Brochure of the Scheme for further details (including risk factors, fees and charges, and fund information).

投資涉及風險。成分基金單位價格可跌亦可升。過去的表現並不代表未來的表現。


Investment involves risks. Prices of units of the Constituent Funds may go down as well as up. The past performance information is not indicative of future performance.

投資政策 INVESTMENT POLICY

中銀保誠債券基金為一債券基金，主要投資於傘子單位信託⁹的環球債券子基金，旨在提供穩定的收入來源及長期的資本增值。在一般情況下，有關子基金將投資於符合積金局¹¹不時發出的相關指引所規定的信貸評級要求的國際債券之投資組合。總體而言，該等債券以多種主要的世界性貨幣報價。主要的世界性貨幣包括但不限於港元、美元、英鎊、歐羅、日圓及人民幣。有關子基金可以少於其資產淨值的15%投資於在(i)中國大陸境外及/或(ii)中國大陸境內(其可透過債券通¹⁹進行投資)發行或分銷的人民幣計值及結算的債務工具。有關子基金亦可投資於緊貼指數集體投資計劃及其他認可單位信託或認可互惠基金¹⁶(最多為其總資產淨值的10%)。投資範圍或包括現金、定期存款或貨幣市場證券。中銀保誠債券基金的風險程度一般被視為中²。

The BOC-Prudential Bond Fund is a bond fund which seeks to provide a stable income stream and long-term capital appreciation by investing primarily in the global bond sub-fund of the Umbrella Unit Trust⁹. Under normal circumstances, the sub-fund will invest in a portfolio of international bonds which meet the credit rating requirements as specified in the relevant guidelines issued by the MPFA¹¹ from time to time. Overall, bonds will be denominated in various major world currencies. Major world currencies include but are not limited to Hong Kong dollar, U.S. dollar, British Sterling, Euro, Japanese Yen and RMB. The sub-fund may invest less than 15% of its net asset value in RMB denominated and settled debt instruments issued or distributed (i) outside Mainland China and/or (ii) within Mainland China (which may be invested through the Bond Connect¹⁹). The sub-fund may also invest in ITCIS¹ and Other Authorized Unit Trusts or Authorized Mutual Funds¹⁶ (up to 10% of the total NAV of the sub-fund). Where appropriate, cash, time deposits or money market securities may be considered. The risk level of the BOC-Prudential Bond Fund is generally regarded as medium².

基金資料 Fund Data

基金總值(百萬) Fund Size (Million)	港元 HKD 3,073.65	Risk Level ² 風險程度  Medium 中
推出日期 Launch Date	15/04/2003	
報價貨幣 Currency	港元 HKD	
單位價格 NAV ¹	港元 HKD 12.2704	
基金風險標記 Fund Risk Indicator ³	6.88%	
風險級別 Risk Class ⁴	4	
基金開支比率 Fund Expense Ratio ⁵	1.51236%	

基金表現按港元計算 Performance in HKD⁶

	3個月 3 Months	年度至今 Year-To-Date	1年 1 Year	3年 3 Years	5年 5 Years	10年 10 Years	成立至今 Since Inception
累積回報 (%) Cumulative Return	3.40	5.41	5.61	1.91	-13.11	-6.69	22.70
年化回報 (%) Annualized Return	不適用 N/A	不適用 N/A	5.61	0.63	-2.77	-0.69	0.92

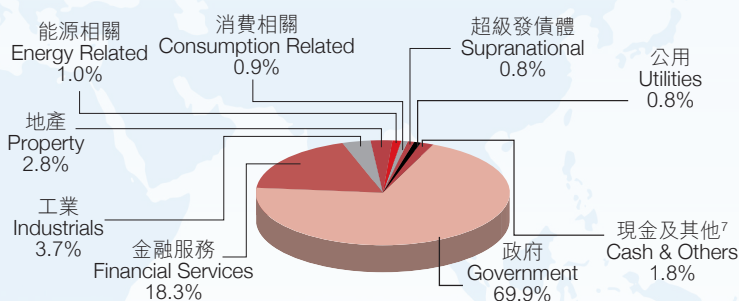
年度回報按港元計算 Calendar Year Performance in HKD⁶

	2020	2021	2022	2023	2024
實際回報 (%) Actual Return	6.39	-5.57	-16.70	3.61	-2.66

十大資產項目 Top Ten Holdings

證券項目 Security Holdings	佔資產淨值之百分比 % of NAV
1 US TREASURY N/B 4.125% S/A 31MAR2031	4.7%
2 US TREASURY N/B 3.875% S/A 15FEB2043	4.7%
3 US TREASURY N/B 3.25% S/A 30JUN2029	4.6%
4 US TREASURY N/B 4% S/A 15FEB2034	3.5%
5 US TREASURY N/B 3.625% S/A 31MAR2030	3.2%
6 DEUTSCHLAND REP 0% A 15FEB2031	2.3%
7 US TREASURY N/B 3.625% S/A 15FEB2053	2.1%
8 US TREASURY N/B 1.375% S/A 31OCT2028	2.1%
9 SPANISH GOV'T 1.4% A 30JUL2028	2.0%
10 US TREASURY N/B 4.125% S/A 15NOV2032	1.7%

基金資產分佈* Asset Allocation*



* 由2018年12月17日起，此成分基金採用的行業分類方法略作更新，基金行業投資分配亦相應作出重整，而行業中「電訊」一詞亦被「通訊服務」(如適用)取代。

* With effect from 17 December 2018, sector classification methodology for this Constituent Fund has been updated slightly. Accordingly, the sector allocation has been restructured and the sector named "Telecom" has been replaced by "Communication Services" (if applicable).

◆ 計劃詳情(包括風險因素、費用及收費及基金資料)請參閱本計劃之強積金計劃說明書。

◆ Please refer to the MPF Scheme Brochure of the Scheme for further details (including risk factors, fees and charges, and fund information).

投資涉及風險。成分基金單位價格可跌亦可升。過去的表現並不代表未來的表現。

Investment involves risks. Prices of units of the Constituent Funds may go down as well as up. The past performance information is not indicative of future performance.

投資政策 INVESTMENT POLICY

中銀保誠強積金人民幣及港元貨幣市場基金為一項貨幣市場基金，透過主要投資於以人民幣和港元計值之貨幣市場及債務工具組成的投資組合以尋求達致長期總回報。中銀保誠強積金人民幣及港元貨幣市場基金的長期回報預期將跟隨以人民幣和港元計值之貨幣市場及債務工具的價格走勢。

中銀保誠強積金人民幣及港元貨幣市場基金將投資於以港元和人民幣計值的工具，即存放於香港認可財務機構的短期存款、貨幣市場工具（例如存款證和商業票據）和餘下屆滿期為兩年或以下的債務證券（包括債券、固定及浮動利率證券、可換股債券和票據）。中銀保誠強積金人民幣及港元貨幣市場基金整體持有的證券平均屆滿日不超過九十天。中銀保誠強積金人民幣及港元貨幣市場基金所投資的人民幣計值之貨幣市場工具和債務證券包括在中國大陸境外發行或分銷的證券，可由政府、半政府機構、財務機構或其他企業實體發行，而這些發行人可能是非香港或非中國機構。中銀保誠強積金人民幣及港元貨幣市場基金只投資於信貸評級符合積金局¹¹指引規定的債務工具，並將不會透過任何合格境外機構投資者配額投資於中國大陸境內發行的證券。中銀保誠強積金人民幣及港元貨幣市場基金的風險程度一般被視為低至中²。


The BOC-Prudential MPF RMB & HKD Money Market Fund is a money market fund which seeks to achieve long-term total returns by primarily investing in a portfolio of money market and debt instruments denominated in RMB and HKD. The return of the BOC-Prudential MPF RMB & HKD Money Market Fund over the long term is expected to follow the price movement of the RMB and HKD denominated money market and debt instruments.

The BOC-Prudential MPF RMB & HKD Money Market Fund will invest in HKD and RMB denominated instruments, namely short-term deposits placed with authorized financial institutions in Hong Kong, money market instruments (such as certificates of deposits and commercial paper) and debt securities including bonds, fixed and floating rate securities, convertible bonds and notes with a remaining maturity of two years or less. The average maturity of securities held by the BOC-Prudential MPF RMB & HKD Money Market Fund as a whole would not exceed 90 days. RMB denominated money market instruments and debt securities invested by the BOC-Prudential MPF RMB & HKD Money Market Fund include securities issued or distributed outside Mainland China by government, quasi-government entities, financial institutions or other corporations which may be non-Hong Kong or non-China entities. The BOC-Prudential MPF RMB & HKD Money Market Fund will only invest in debt instruments that meet the credit rating requirements under the guidelines established by the MPFA¹¹ and will not invest in securities issued within Mainland China through any qualified foreign institutional investor quota. The risk level of the BOC-Prudential MPF RMB & HKD Money Market Fund is generally regarded as low to medium².

此成分基金將至少以其資產淨值的50%持有以人民幣計值及結算的資產，因此須承受貨幣風險，且概不保證人民幣不會貶值或人民幣不會有貶值的風險。人民幣並不是自由兌換貨幣，須遵守外匯管制政策和撤資限制。此成分基金亦須承受某些有關投資於人民幣計值及結算的債務工具的其他特定風險，包括但不限於「點心」債券（即在中國大陸境外發行但以人民幣計值的債券）市場風險、交易對手的信貸／無償能力風險、人民幣債務證券投資流通性及波動性風險、人民幣債務證券投資利率風險以及與債券通及中國銀行間債券市場有關的風險，詳情請參閱本計劃之強積金計劃說明書第4.1節「風險因素」之IV部份。

本計劃成員應留意，投資於中銀保誠強積金人民幣及港元貨幣市場基金並不等於將資金存入銀行或接受存款公司，亦未必可按認購值贖回投資項目。另外，此成分基金並不受香港金融管理局監管。

基金資料 Fund Data

基金總值(百萬) Fund Size (Million)	港元 HKD 1,278.65	Risk Level ² 風險程度  低至中
推出日期 Launch Date	02/04/2013	
報價貨幣 Currency	港元 HKD	
單位價格 NAV ¹	港元 HKD 12.0952	
基金風險標記 Fund Risk Indicator ³	3.15%	
風險級別 Risk Class ⁴	3	
基金開支比率 Fund Expense Ratio ⁵	0.31098%	

基金表現按港元計算 Performance in HKD⁶

	3個月 3 Months	年度至今 Year-To-Date	1年 1 Year	3年 3 Years	5年 5 Years	10年 10 Years	成立至今 Since Inception
累積回報 (%) Cumulative Return	1.81	3.11	4.00	4.91	12.93	16.87	20.95
年率化回報 (%) Annualized Return	不適用 N/A	不適用 N/A	4.00	1.61	2.46	1.57	1.56

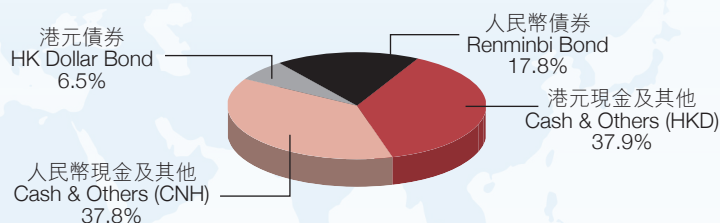
年度回報按港元計算 Calendar Year Performance in HKD⁶

	2020	2021	2022	2023	2024
實際回報 (%) Actual Return	6.19	3.25	-2.75	1.43	1.02

十大資產項目 Top Ten Holdings

證券項目 Security Holdings	佔資產淨值之百分比 % of NAV
1 SWIRE PRO MTN FI 3.3% S/A 25JUL2025	8.2%
2 HANA BANK 3.4% A 20NOV2025	5.8%
3 QNB FINANCE LTD 4.2% A 03MAR2026	3.7%
4 HKCG FINANCE 3% A 31JAN2026	3.1%
5 KOREA DEV BK/HK 3.91% A 13FEB2026	1.4%
6 WESTPAC BANKING 4% A 27FEB2026	1.4%
7 EMIRATES NBD 4.05% A 24SEP2025	0.5%
8 QNB FINANCE LTD 3.15% A 04FEB2026	0.3%

基金資產分佈 Asset Allocation



This Constituent Fund is expected to hold at least 50% of its net asset value in assets denominated and settled in RMB, and thus is subject to currency risk, and there is no guarantee that the RMB will not depreciate or RMB will not be subject to devaluation. RMB is not freely convertible and is subject to policies of exchange controls and repatriation restrictions. This Constituent Fund is also subject to certain other specific risks relating to investment in RMB denominated and settled debt instruments, including but not limited to the "Dim Sum" bond (i.e. bonds issued outside Mainland China but denominated in RMB) market risks, credit/insolvency risk of counterparties, liquidity and volatility risk for RMB debt securities investment, interest rate risk for RMB debt securities investment and risks associated with the Bond Connect and the China interbank bond market. Please refer to part IV of section 4.1 – "Risk Factors" of the MPF Scheme Brochure of the Scheme for details.

Members of the Scheme should note that the investment in the BOC-Prudential MPF RMB & HKD Money Market Fund is not the same as placing funds on deposit with a bank or deposit-taking company and that there is no obligation to redeem the investment at the subscription value and that this Constituent Fund is not subject to the supervision of the Hong Kong Monetary Authority.

◆ 計劃詳情(包括風險因素、費用及收費及基金資料)請參閱本計劃之強積金計劃說明書。

◆ Please refer to the MPF Scheme Brochure of the Scheme for further details (including risk factors, fees and charges, and fund information).

投資涉及風險。成分基金單位價格可跌亦可升。過去的表現並不代表未來的表現。

Investment involves risks. Prices of units of the Constituent Funds may go down as well as up. The past performance information is not indicative of future performance.

投資政策 INVESTMENT POLICY

中銀保誠強積金保守基金目標為獲取較港元儲蓄戶口存款利率為高的投資回報。中銀保誠強積金保守基金主要投資於存款及債務證券，投資組合之平均到期日不多於九十日。根據《規例》¹⁰附表1第16條以有效貨幣風險計算，中銀保誠強積金保守基金必須持有總值相等於該成分基金的總市值的港元貨幣投資項目。中銀保誠強積金保守基金的風險程度一般被視為低²。

The BOC-Prudential MPF Conservative Fund aims at achieving a return higher than the interest rate in Hong Kong dollar savings account. The BOC-Prudential MPF Conservative Fund will be invested in deposits and debt securities with an average portfolio maturity of not exceeding 90 days and will have a total value of HKD currency investments equal to the total market value of the BOC-Prudential MPF Conservative Fund, as measured by the effective currency exposure in accordance with section 16 of Schedule 1 to the Regulation¹⁰. The risk level of the BOC-Prudential MPF Conservative Fund is generally regarded as low².

基金資料 Fund Data

基金總值(百萬) Fund Size (Million)	港元 HKD 14,638.84	Risk Level ² 風險程度
推出日期 Launch Date	13/12/2000	
報價貨幣 Currency	港元 HKD	Low 低
單位價格 NAV ¹	港元 HKD 13.2969	
基金風險標記 Fund Risk Indicator ³	0.37%	
風險級別 Risk Class ⁴	1	
基金開支比率 Fund Expense Ratio ⁵	0.81444%	

基金表現按港元計算 Performance in HKD⁶

	3個月 3 Months	年度至今 Year-To-Date	1年 1 Year	3年 3 Years	5年 5 Years	10年 10 Years	成立至今 Since Inception
累積回報 (%) Cumulative Return	0.71	1.53	3.35	9.95	10.11	14.09	32.97
年化回報 (%) Annualized Return	不適用 N/A	不適用 N/A	3.35	3.21	1.95	1.33	1.17
基準指數* (累積回報)(%) Benchmark Index* (Cumulative Return)	0.06	0.12	0.46	1.74	1.74	1.91	10.62
基準指數* (年化回報)(%) Benchmark Index* (Annualized Return)	不適用 N/A	不適用 N/A	0.46	0.58	0.35	0.19	0.41

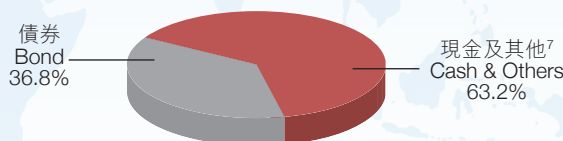
年度回報按港元計算 Calendar Year Performance in HKD⁶

	2020	2021	2022	2023	2024
實際回報 (%) Actual Return	0.88	0.00	0.55	3.74	3.82
訂明儲蓄利率* (實際回報) (%) Prescribed Saving Rate* (Actual Return)	0.00	0.00	0.08	0.76	0.77

十大資產項目 Top Ten Holdings

證券項目 Security Holdings	佔資產淨值之百分比 of NAV
1 SUN HUNG KAI PRO 2.5% Q 15APR2026	1.6%
2 BNP PARIBAS/HK 3.5% A 27AUG2025	1.4%
3 KOREA DEV BK/HK 4.07% A 16JAN2026	1.4%
4 ICBC/SYDNEY 3.9% A 12SEP2025	1.4%
5 QNB FINANCE LTD H+0.37 Q 28AUG2025	1.4%
6 AGRI BK CN/MACAO 2% A 10DEC2025	1.4%
7 CHN CONST BK/TKY 0% A 10SEP2025	1.4%
8 AGRI BK CN/DIFC 0% A 27FEB2026	1.3%
9 TAIPEI FUBON/HK 3.8% A 12AUG2025	1.2%
10 ASIAN DEV BANK 4.395% A 24AUG2025	1.2%

基金資產分佈 Asset Allocation



[^] 由2009年9月30日起，中銀保誠保本基金已改名為中銀保誠強積金保守基金。

* 訂明儲蓄利率被採用為基金指標。

本計劃成員應留意，投資於中銀保誠強積金保守基金並不等於將資金存入銀行或接受存款公司，亦未必可按認購值贖回投資項目。另外，此成分基金並不受香港金融管理局監管。

[^] With effect from 30 September 2009, BOC-Prudential Capital Preservation Fund has been renamed to BOC-Prudential MPF Conservative Fund.

* Prescribed Savings Rate is used as the benchmark index.

Members of the Scheme should note that the investment in the BOC-Prudential MPF Conservative Fund is not the same as placing funds on deposit with a bank or deposit-taking company and that there is no obligation to redeem the investment at the subscription value and that this Constituent Fund is not subject to the supervision of the Hong Kong Monetary Authority.

◆ 計劃詳情(包括風險因素、費用及收費及基金資料)請參閱本計劃之強積金計劃說明書。

◆ Please refer to the MPF Scheme Brochure of the Scheme for further details (including risk factors, fees and charges, and fund information).

投資涉及風險。成分基金單位價格可跌亦可升。過去的表現並不代表未來的表現。

Investment involves risks. Prices of units of the Constituent Funds may go down as well as up. The past performance information is not indicative of future performance.

投資政策 INVESTMENT POLICY

中銀保誠核心累積基金旨在透過環球分散方式投資為計劃成員提供資本增值。中銀保誠核心累積基金旨在達致一個以參考組合作為相應參考之表現。然而，中銀保誠核心累積基金的表現可能與參考組合的表現有所偏差。潛在偏差有可能源於基礎資產組成、市場流動性及轉換基礎投資組合的時差等因素。

中銀保誠核心累積基金目標透過投資於傘子單位信託⁹的股票子基金及/或緊貼指數集體投資計劃之組合，持有其60%基礎資產於較高風險資產¹⁷，其餘資產則透過投資於傘子單位信託⁹的債券子基金及/或緊貼指數集體投資計劃之組合，投資於較低風險資產¹⁸。較高風險資產¹⁷的資產分佈或會因為不同股票及債券市場的價格走勢有別而在55%至65%之間上落。

為求達致投資目標，中銀保誠核心累積基金將會採取組合管理基金架構，投資於兩項或以上的傘子單位信託⁹的子基金及/或緊貼指數集體投資計劃，而該等緊貼指數集體投資計劃可能是由投資經理管理的緊貼指數集體投資計劃或從市場上挑選。若干傘子單位信託⁹的子基金及/或緊貼指數集體投資計劃可投資於中國A股及/或於中國大陸境內及/或境外發行或分銷的人民幣計值及結算的債務工具。中銀保誠核心累積基金於任何中國A股的總投資額不得超過其資產淨值的10%及其於人民幣計值及結算的債務工具的總投資額不得超過其資產淨值的15%。傘子單位信託⁹子基金可投資於緊貼指數集體投資計劃及其他准許的證券¹⁵（當中包括最多為其總資產淨值的10%可投資於其他認可單位信託或認可互惠基金¹⁶）。

中銀保誠核心累積基金採取以下投資策略：利用緊貼指數集體投資計劃及/或積極管理傘子單位信託⁹的子基金，以參與股票及債券市場。受預設投資策略相關的強積金法例及要求的規限下，投資經理擁有酌情權按其決定的比例靈活分配資產於傘子單位信託⁹子基金及/或緊貼指數集體投資計劃。中銀保誠核心累積基金的風險程度一般被視為中至高²。


The investment objective of the BOC-Prudential Core Accumulation Fund is to seek to provide capital growth to members by investing in a globally diversified manner. It aims to achieve a performance that is referenced against the Reference Portfolio. However, it should be noted that the performance of the BOC-Prudential Core Accumulation Fund and the performance of the Reference Portfolio may diverge. Potential divergence may be caused by factors such as composition of the underlying assets, liquidity of the market and timing difference for changes to the underlying investment portfolio.

The BOC-Prudential Core Accumulation Fund targets to hold 60% of its underlying assets in higher risk assets¹⁷ through investing in a combination of equity sub-funds of the Umbrella Unit Trust⁹ and/or ITCIS¹, with the remainder investing in lower risk assets¹⁸ through investing in a combination of bond sub-funds of the Umbrella Unit Trust⁹ and/or ITCIS¹. The asset allocation of higher risk assets¹⁷ may vary between 55% and 65% due to differing price movements of various equity and bond markets.

In order to achieve the investment objective, the BOC-Prudential Core Accumulation Fund will be structured as a portfolio management fund investing in two or more sub-funds of the Umbrella Unit Trust⁹ and/or ITCIS¹ which may be the ITCIS¹ managed by the Investment Manager or the ITCIS¹ selected from those available in the markets. Certain sub-funds of the Umbrella Unit Trust⁹ and/or ITCIS¹ may invest in China A-shares and/or RMB denominated and settled debt instruments issued or distributed outside and/or within Mainland China. The BOC-Prudential Core Accumulation Fund's aggregate exposure to any China A-shares shall not exceed 10% of its net asset value and its aggregate exposure to RMB denominated and settled debt instruments shall not exceed 15% of its net asset value. The sub-funds of the Umbrella Unit Trust⁹ may invest in ITCIS¹ and Other Permitted Securities¹⁵ (which include up to 10% of its total NAV in Other Authorized Unit Trusts or Authorized Mutual Funds¹⁶).

The BOC-Prudential Core Accumulation Fund adopts the following investment strategy: it utilizes index tracking ITCIS¹ and/or actively managed sub-funds of the Umbrella Unit Trust⁹ to provide exposure to equity and bond markets. The Investment Manager may, subject to the DIS-related MPF legislation and requirements, have the flexibility to allocate the assets among sub-funds of the Umbrella Unit Trust⁹ and/or ITCIS¹(s) in such proportions as it shall, at its discretion, determine. The risk level of the BOC-Prudential Core Accumulation Fund is medium to high².

基金資料 Fund Data

基金總值(百萬) Fund Size (Million)	港元 HKD 6,326.43	Risk Level ² 風險程度  Medium to High 中至高
推出日期 Launch Date	01/04/2017	
報價貨幣 Currency	港元 HKD	
單位價格 NAV ¹	港元 HKD 17.0459	
基金風險標記 Fund Risk Indicator ³	10.29%	
風險級別 Risk Class ⁴	5	
基金開支比率 Fund Expense Ratio ⁵	0.76212%	

基金表現按港元計算 Performance in HKD^{6*}

	3個月 3 Months	年度至今 Year-To-Date	1年 1 Year	3年 3 Years	5年 5 Years	10年 10 Years	成立至今 Since Inception
累積回報 (%) Cumulative Return	7.74	7.30	11.14	33.67	41.63	-	70.46
年化回報 (%) Annualized Return [▲]	不適用 N/A	不適用 N/A	11.14	10.16	7.21	-	6.68
參考投資組合 (累積回報)(%) Reference Portfolio* (Cumulative Return)	7.70	7.24	11.03	32.72	39.54	-	66.30
參考投資組合 (年化回報)(%) Reference Portfolio* (Annualized Return)	不適用 N/A	不適用 N/A	11.03	9.89	6.89	-	6.36

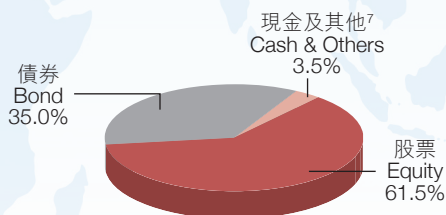
年度回報按港元計算 Calendar Year Performance in HKD^{6*}

	2020	2021	2022	2023	2024
實際回報 (%) Actual Return	12.99	9.66	-15.96	14.39	9.73
參考投資組合 (實際回報)(%) Reference Portfolio* (Actual Return)	12.06	9.43	-16.32	14.03	9.54

十大資產項目 Top Ten Holdings

證券項目 Security Holdings	佔資產淨值之百分比 % of NAV
1 NVIDIA CORP	2.7%
2 MICROSOFT CORP	2.7%
3 APPLE INC	2.2%
4 AMAZON.COM INC	1.6%
5 META PLATFORMS INC-CLASS A	1.2%
6 BROADCOM INC	0.9%
7 ALPHABET INC-CL A	0.7%
8 ALPHABET INC-CL C	0.7%
9 TESLA INC	0.7%
10 TAIWAN SEMICONDUCTOR MANUFACTURING 台灣積體電路製造股份有限公司	0.6%

基金資產分佈 Asset Allocation



◆ 計劃詳情(包括風險因素、費用及收費及基金資料)請參閱本計劃之強積金計劃說明書。

◆ Please refer to the MPF Scheme Brochure of the Scheme for further details (including risk factors, fees and charges, and fund information).

投資涉及風險。成分基金單位價格可跌亦可升。過去的表現並不代表未來的表現。

Investment involves risks. Prices of units of the Constituent Funds may go down as well as up. The past performance information is not indicative of future performance.

▲ 與獲認可參考投資組合比較投資表現。

▲ Performance measurement against recognised reference portfolio.

▼ 中銀保誠核心累積基金及中銀保誠65歲後基金為強積金預設投資策略基金(「預設投資策略基金」)。預設投資策略基金於2017年4月1日設立，而受託人於2017年4月3日收到供款現款及作出核實，其為2017年4月1日後的首個交易日。

▼ BOC-Prudential Core Accumulation Fund and BOC-Prudential Age 65 Plus Fund are MPF Default Investment Strategy Funds ("DIS Funds"). While the DIS Funds were established on 1 April 2017, contribution monies in cleared funds were received, reconciled and validated by the Trustee on 3 April 2017 which was the first dealing day after 1 April 2017.

* 在預設投資策略下各成分基金之參考投資組合(「參考投資組合」)為FTSE Russell使用富時強積金環球指數("FTSE Index")及富時強積金世界國債指數("FTSE FI Index")包含的數據計算。FTSE Index為FTSE及/或其授權方所有，而FTSE FI Index為FTSE FI及/或其授權方所有。"FTSE®"、"Russell®"及"FTSE Russell®"均為倫敦交易所集團公司之商標，並由FTSE Russell根據授權使用。FTSE Russell及其授權方或關聯機構與參考投資組合概無關聯，亦無保薦、建議、招攬、推薦、認可或推廣參考投資組合，且概不就因(a)使用、依賴參考投資組合、FTSE Index或FTSE FI Index(統稱為「指數資料」)或其中的任何錯誤或遺漏或(b)計算或操作、依賴或任何使用指數資料，對任何人士承擔責任。FTSE Russell或其授權方或關聯機構概不就使用指數資料中所得之結果做出任何申索、預測、保證或陳述，亦不就指數資料或其準確性、充分性、完整性或可用性提供特定用途的適銷性或適用性的任何陳述或保證。

* The Reference Portfolio for each of the Constituent Funds under the Default Investment Strategy ("Reference Portfolio") is calculated by FTSE Russell using the data contained in the FTSE MPF All-World Index (the "FTSE Index") and the FTSE MPF World Government Bond Index (the "FTSE FI Index"). The FTSE Index is owned by FTSE and/or its licensors. The FTSE FI Index is owned by FTSE FI and/or its licensors. "FTSE®", "Russell®" and "FTSE Russell®" are trademarks of the London Stock Exchange Group companies and are used by FTSE Russell under licence. Neither FTSE Russell nor its licensors or affiliates are connected to or sponsor, advise, solicit, recommend, endorse or promote the Reference Portfolio or accept any liability whatsoever to any person arising out of (a) the use of, reliance on or any error or omission in the Reference Portfolio, FTSE Index or FTSE FI Index (collectively, the "Index Materials"); or (b) the calculation or operation of, reliance on, or any use made of, the Index Materials. Neither FTSE Russell, nor its licensors or affiliates make any claim, prediction, warranty or representation as to the results to be obtained from the use of the Index Materials, or give any representations or warranties of merchantability or fitness for a particular purpose regarding the Index Materials or their accuracy, adequacy, completeness or availability.

(英文版與其中文版出現互不相符情況，概以英文版為準。)

(In the event of inconsistency or discrepancy between the English version and the Chinese versions of the disclaimer, the English language version shall prevail.)

資料來源：FTSE Russell及韋萊韜悅，數據截至2025年6月30日。

Source from : FTSE Russell and Willis Towers Watson, data as at 30 June 2025.

▲ 預設投資策略基金之基金表現(包括累積回報、年率化回報和年度回報)自2017年4月3日起計算(如適用)，其為2017年4月1日後的首個交易日。參考投資組合之表現(包括年度回報)自2017年4月1日起計算(如適用)，其自2017年4月3日起按港元計算之表現如下：

▲ Performance of DIS Funds (including Cumulative Return, Annualized Return and Calendar Year Performance) are calculated since 3 April 2017 (if applicable) which was the first dealing day after 1 April 2017. Performance of the Reference Portfolios (including Calendar Year Performance) are calculated since 1 April 2017 (if applicable), performance in HKD calculated since 3 April 2017 are as follows:

	3個月 3 Months	年度至今 Year-To-Date	1年 1 Year	3年 3 Years	5年 5 Years	10年 10 Years	成立至今 Since Inception	2017年度回報 2017's Calendar Year Performance
累積回報(%) Cumulative Return	7.70	7.24	11.03	32.72	39.54	-	66.36	9.77
年率化回報(%) Annualized Return	不適用 N/A	不適用 N/A	11.03	9.89	6.89	-	6.37	不適用 N/A

有關預設投資策略的詳情，請參閱本計劃之強積金計劃說明書第6.7節「強積金預設投資策略」。有關預設投資策略的主要風險，請參閱本計劃之強積金計劃說明書第4.1節「風險因素」之IV部份。

For details of Default Investment Strategy, please refer to section 6.7 "MPF Default Investment Strategy" of the MPF Scheme Brochure of the Scheme. For key risks relating to DIS, please refer to part IV of section 4.1 "Risk Factors" of the MPF Scheme Brochure of the Scheme.

◆ 計劃詳情(包括風險因素、費用及收費及基金資料)請參閱本計劃之強積金計劃說明書。

◆ Please refer to the MPF Scheme Brochure of the Scheme for further details (including risk factors, fees and charges, and fund information).

投資涉及風險。成分基金單位價格可跌亦可升。過去的表現並不代表未來的表現。

Investment involves risks. Prices of units of the Constituent Funds may go down as well as up. The past performance information is not indicative of future performance.

投資政策 INVESTMENT POLICY

中銀保誠65歲後基金旨在透過環球分散方式投資為計劃成員的退休儲蓄提供平穩增值。中銀保誠65歲後基金旨在達致一個以參考組合作為相應參考之表現。然而，中銀保誠65歲後基金的表現可能與參考組合的表現有所偏差。潛在偏差有可能源於基礎資產組成、市場流動性及轉換基礎投資組合的時差等因素。

中銀保誠65歲後基金目標透過投資於傘子單位信託⁹的股票子基金及/或緊貼指數集體投資計劃之組合，持有其20%資產於較高風險資產¹⁷，其餘資產則透過投資於傘子單位信託的債券子基金及/或緊貼指數集體投資計劃之組合，投資於較低風險資產¹⁸。較高風險資產¹⁷的資產分佈或會因為不同股票及債券市場的價格走勢有別而在15%至25%之間上落。

為求達致投資目標，中銀保誠65歲後基金將會採取組合管理基金架構，投資於兩項或以上的傘子單位信託⁹的子基金及/或緊貼指數集體投資計劃，而該等緊貼指數集體投資計劃可能是從由投資經理管理的緊貼指數集體投資計劃或從市場中挑選。若干傘子單位信託⁹的子基金及/或緊貼指數集體投資計劃可投資於中國A股及/或於中國大陸境內及/或境外發行或分銷的人民幣計值及結算的債務工具。中銀保誠65歲後基金於任何中國A股的總投資額不得超過其資產淨值的10%及其於人民幣計值及結算的債務工具的總投資額不得超過其資產淨值的15%。傘子單位信託⁹子基金可投資於緊貼指數集體投資計劃及其他准許的證券¹⁵（當中包括最多為其總資產淨值的10%可投資於其他認可單位信託或認可互惠基金¹⁶）。

中銀保誠65歲後基金採取以下投資策略：利用緊貼指數集體投資計劃及/或積極管理傘子單位信託⁹的子基金，以參與股票及債券市場。受預設投資策略相關的強積金法例及要求的規限下，投資經理擁有酌情權按其決定的比例靈活分配資產於傘子單位信託⁹子基金及/或緊貼指數集體投資計劃。中銀保誠65歲後基金的風險程度一般被視為中²。

The investment objective of the BOC-Prudential Age 65 Plus Fund is to seek to provide stable growth for the retirement savings to members by investing in a globally diversified manner. It aims to achieve a performance that is referenced against the Reference Portfolio. However, it should be noted that the performance of the BOC-Prudential Age 65 Plus Fund and the performance of the Reference Portfolio may diverge. Potential divergence may be caused by factors such as composition of the underlying assets, liquidity of the market and timing differences for changes to the underlying investment portfolio.

The BOC-Prudential Age 65 Plus Fund targets to hold 20% of its assets in higher risk assets¹⁷ through investing in a combination of equity sub-funds of the Umbrella Unit Trust⁹ and/or ITCIS¹, with the remainder investing in lower risk assets¹⁸ through investing in a combination of bond sub-funds of the Umbrella Unit Trust⁹ and/or ITCIS¹. The asset allocation of higher risk assets¹⁷ may vary between 15% and 25% due to differing price movements of various equity and bond markets.

In order to achieve the investment objective, the BOC-Prudential Age 65 Plus Fund will be structured as a portfolio management fund investing in two or more sub-funds of the Umbrella Unit Trust⁹ and/or ITCIS¹ which may be the ITCIS¹ managed by the Investment Manager or the ITCIS¹ selected from those available in the markets. Certain sub-funds of the Umbrella Unit Trust⁹ and/or ITCIS¹ may invest in China A-shares and/or RMB denominated and settled debt instruments issued or distributed outside and/or within Mainland China. The BOC-Prudential Age 65 Plus Fund's aggregate exposure to any China A-shares shall not exceed 10% of its net asset value and its aggregate exposure to RMB denominated and settled debt instruments shall not exceed 15% of its net asset value. The sub-funds of the Umbrella Unit Trust⁹ may invest in ITCIS¹ and Other Permitted Securities¹⁵ (which include up to 10% of its total NAV in Other Authorized Unit Trusts or Authorized Mutual Funds¹⁶).

The BOC-Prudential Age 65 Plus Fund adopts the following investment strategy: it utilizes index tracking ITCIS¹ and/or actively managed sub-funds of the Umbrella Unit Trust⁹ to provide exposure to equity and bond markets. The Investment Manager may, subject to the DIS-related MPF legislation and requirements, have the flexibility to allocate the assets among sub-funds of the Umbrella Unit Trust⁹ and/or ITCIS¹(s) in such proportions as it shall, at its discretion, determine. The risk level of the BOC-Prudential Age 65 Plus Fund is medium².

基金資料 Fund Data

基金總值(百萬) Fund Size (Million)	港元 HKD 1,813.08	Risk Level ² 風險程度
推出日期 Launch Date [▼]	01/04/2017	
報價貨幣 Currency	港元 HKD	Medium 中
單位價格 NAV ¹	港元 HKD 12.0186	
基金風險標記 Fund Risk Indicator ³	6.77%	
風險級別 Risk Class ⁴	4	
基金開支比率 Fund Expense Ratio ⁵	0.77027%	

基金表現按港元計算 Performance in HKD^{6*}

	3個月 3 Months	年度至今 Year-To-Date	1年 1 Year	3年 3 Years	5年 5 Years	10年 10 Years	成立至今 Since Inception
累積回報 (%) Cumulative Return	3.10	3.50	6.07	11.07	4.15	-	20.19
年化回報 (%) Annualized Return [▲]	不適用 N/A	不適用 N/A	6.07	3.56	0.82	-	2.25
參考投資組合 (累積回報)(%) Reference Portfolio* (Cumulative Return)	3.04	3.41	5.87	10.40	2.79	-	18.81
參考投資組合 (年化回報)(%) Reference Portfolio* (Annualized Return)	不適用 N/A	不適用 N/A	5.87	3.35	0.55	-	2.11

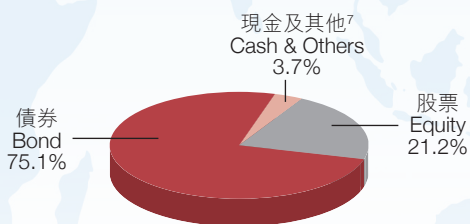
年度回報按港元計算 Calendar Year Performance in HKD^{6*}

	2020	2021	2022	2023	2024
實際回報 (%) Actual Return	8.68	1.06	-14.69	7.44	3.51
參考投資組合 (實際回報)(%) Reference Portfolio* (Actual Return)	8.21	0.71	-14.94	7.22	3.30

十大資產項目 Top Ten Holdings

證券項目 Security Holdings	佔資產淨值之百分比 % of NAV
1 NVIDIA CORP	0.9%
2 MICROSOFT CORP	0.9%
3 APPLE INC	0.8%
4 CHINA GOVT BOND 2.4% A 15JUL2028	0.7%
5 CHINA GOVT BOND 2.67% S/A 25MAY2033	0.6%
6 AMAZON.COM INC	0.5%
7 CHINA GOVT BOND 2.52% S/A 25AUG2033	0.5%
8 CHINA GOVT BOND 2.68% S/A 21MAY2030	0.5%
9 US TREASURY N/B 4.25% S/A 30NOV2026	0.5%
10 CHINA GOVT BOND 2.37% A 20JAN2027	0.4%

基金資產分佈 Asset Allocation



◆ 計劃詳情(包括風險因素、費用及收費及基金資料)請參閱本計劃之強積金計劃說明書。

◆ Please refer to the MPF Scheme Brochure of the Scheme for further details (including risk factors, fees and charges, and fund information).

投資涉及風險。成分基金單位價格可跌亦可升。過去的表現並不代表未來的表現。

Investment involves risks. Prices of units of the Constituent Funds may go down as well as up. The past performance information is not indicative of future performance.

▲ 與獲認可參考投資組合比較投資表現。

▲ Performance measurement against recognised reference portfolio.

▼ 中銀保誠核心累積基金及中銀保誠65歲後基金為強積金預設投資策略基金(「預設投資策略基金」)。預設投資策略基金於2017年4月1日設立，而受託人於2017年4月3日收到供款現款及作出核實，其為2017年4月1日後的首個交易日。

▼ BOC-Prudential Core Accumulation Fund and BOC-Prudential Age 65 Plus Fund are MPF Default Investment Strategy Funds ("DIS Funds"). While the DIS Funds were established on 1 April 2017, contribution monies in cleared funds were received, reconciled and validated by the Trustee on 3 April 2017 which was the first dealing day after 1 April 2017.

* 在預設投資策略下各成分基金之參考投資組合(「參考投資組合」)為FTSE Russell使用富時強積金環球指數("FTSE Index")及富時強積金世界國債指數("FTSE FI Index")包含的數據計算。FTSE Index為FTSE及/或其授權方所有，而FTSE FI Index為FTSE FI及/或其授權方所有。"FTSE®"、"Russell®"及"FTSE Russell®"均為倫敦交易所集團公司之商標，並由FTSE Russell根據授權使用。FTSE Russell及其授權方或關聯機構與參考投資組合概無關聯，亦無保薦、建議、招攬、推薦、認可或推廣參考投資組合，且概不就因(a)使用、依賴參考投資組合、FTSE Index或FTSE FI Index(統稱為「指數資料」)或其中的任何錯誤或遺漏或(b)計算或操作、依賴或任何使用指數資料，對任何人士承擔責任。FTSE Russell或其授權方或關聯機構概不就使用指數資料中所得之結果做出任何申索、預測、保證或陳述，亦不就指數資料或其準確性、充分性、完整性或可用性提供特定用途的適銷性或適用性的任何陳述或保證。

* The Reference Portfolio for each of the Constituent Funds under the Default Investment Strategy ("Reference Portfolio") is calculated by FTSE Russell using the data contained in the FTSE MPF All-World Index (the "FTSE Index") and the FTSE MPF World Government Bond Index (the "FTSE FI Index"). The FTSE Index is owned by FTSE and/or its licensors. The FTSE FI Index is owned by FTSE FI and/or its licensors. "FTSE®", "Russell®" and "FTSE Russell®" are trademarks of the London Stock Exchange Group companies and are used by FTSE Russell under licence. Neither FTSE Russell nor its licensors or affiliates are connected to or sponsor, advise, solicit, recommend, endorse or promote the Reference Portfolio or accept any liability whatsoever to any person arising out of (a) the use of, reliance on or any error or omission in the Reference Portfolio, FTSE Index or FTSE FI Index (collectively, the "Index Materials"); or (b) the calculation or operation of, reliance on, or any use made of, the Index Materials. Neither FTSE Russell, nor its licensors or affiliates make any claim, prediction, warranty or representation as to the results to be obtained from the use of the Index Materials, or give any representations or warranties of merchantability or fitness for a particular purpose regarding the Index Materials or their accuracy, adequacy, completeness or availability.

(英文版與其中文版出現互不相符情況，概以英文版為準。)

(In the event of inconsistency or discrepancy between the English version and the Chinese versions of the disclaimer, the English language version shall prevail.)

資料來源：FTSE Russell及韋萊韜悅，數據截至2025年6月30日。

Source from :FTSE Russell and Willis Towers Watson, data as at 30 June 2025.

▲ 預設投資策略基金之基金表現(包括累積回報、年率化回報和年度回報)自2017年4月3日起計算(如適用)，其為2017年4月1日後的首個交易日。參考投資組合之表現(包括年度回報)自2017年4月1日起計算(如適用)，其自2017年4月3日起按港元計算之表現如下：

▲ Performance of DIS Funds (including Cumulative Return, Annualized Return and Calendar Year Performance) are calculated since 3 April 2017 (if applicable) which was the first dealing day after 1 April 2017. Performance of the Reference Portfolios (including Calendar Year Performance) are calculated since 1 April 2017 (if applicable), performance in HKD calculated since 3 April 2017 are as follows:

	3個月 3 Months	年度至今 Year-To-Date	1年 1 Year	3年 3 Years	5年 5 Years	10年 10 Years	成立至今 Since Inception	2017年度回報 2017's Calendar Year Performance
累積回報(%) Cumulative Return	3.04	3.41	5.87	10.40	2.79	-	18.67	3.57
年率化回報(%) Annualized Return	不適用 N/A	不適用 N/A	5.87	3.35	0.55	-	2.10	不適用 N/A

有關預設投資策略的詳情，請參閱本計劃之強積金計劃說明書第6.7節「強積金預設投資策略」。有關預設投資策略的主要風險，請參閱本計劃之強積金計劃說明書第4.1節「風險因素」之IV部份。

For details of Default Investment Strategy, please refer to section 6.7 "MPF Default Investment Strategy" of the MPF Scheme Brochure of the Scheme. For key risks relating to DIS, please refer to part IV of section 4.1 "Risk Factors" of the MPF Scheme Brochure of the Scheme.

◆ 計劃詳情(包括風險因素、費用及收費及基金資料)請參閱本計劃之強積金計劃說明書。

◆ Please refer to the MPF Scheme Brochure of the Scheme for further details (including risk factors, fees and charges, and fund information).

投資涉及風險。成分基金單位價格可跌亦可升。過去的表現並不代表未來的表現。

Investment involves risks. Prices of units of the Constituent Funds may go down as well as up. The past performance information is not indicative of future performance.

市場概覽⁸ MARKET OVERVIEW⁸

環球經濟增長放緩，各地區表現分化。勞動力市場維持穩固下，美國經濟保持韌性，而儘管新關稅實施前的前置需求構成了擾動，企業盈利和消費仍強勁。同時，在政策支持力度加大下，中國內地經濟觸底反彈，服務業呈現復甦跡象，而在外部需求轉弱下製造業受壓。在歐洲，儘管最近在國防和基礎設施開支方面的財政刺激長遠可能改善經濟，但歐元區近期需要應對貿易政策和地緣政治衝突影響外溢所帶來的不確定性。在此宏觀背景下，主要央行採取審慎但支持性的立場，美國聯儲局維持利率不變，而歐洲央行和部分亞洲央行則在通脹放緩趨勢下減息以支持經濟。

Global growth moderated with regional divergences. US economy stayed resilient as the labour market remained solid, while corporate earnings and consumption continued to hold up despite distortions from front-loaded demands ahead of new tariffs. Meanwhile, Mainland China economy showed signals of bottoming out on the back of incremental policy support, with services sectors seeing signs of revival while struggles in manufacturing sectors persisted amid weaker external demands. In Europe, although the recent fiscal boost in defense and infrastructure spending was believed to transform the economy in the long run, the region would need to navigate near-term uncertainties stemming from trade policy and potential spillovers from geopolitical conflicts. Against such macro backdrop, major central banks adopted a cautious yet supportive stance, with the Fed holding rates steady, while the ECB and some Asian central banks cut rates to bolster growth as inflations trended down.



中銀保誠中國股票基金 BOC-Prudential China Equity Fund

2025年第2季，中國內地基準指數修復了「解放日」拋售後的失地並進入區間交易，其中個別板塊如健康護理和新型消費等表現領先。4月，中國內地股市下跌，在關稅政策變化迅速的背景下顯著波動。得益於中美貿易緊張局勢取得正面進展和中國內地對市場的支持措施，市場情緒於4月初觸底後逐漸復甦。4月的政治局會議重點強調利用現有政策和發債額度。5月，在中美發佈降低關稅的聯合聲明、亞洲主要貨幣走強以及支持政策的出台所推動下，中國內地股市上漲。然而，由於中美貿易局勢再度緊張，以及汽車和餐飲外賣等多個本地行業的價格競爭加劇，市場在臨近月底回吐部分漲幅。6月中國內地股市延續漲勢，得益於中美貿易會談取得更多進展、香港銀行同業拆息較低帶來的充裕市場流動性，以及汽車等行業在減少價格競爭強度上的協同努力。第2季，上證綜合指數、深證綜合指數、滬深300指數和創業板指數分別上升3.3%、3.5%、1.3%和2.3%，而恒生中國企業指數和恒生科技指數分別錄得1.9%和-1.7%的變動。金融和健康護理及藥業板塊表現最為領先，而消費相關和地產板塊則表現最為落後。

2025年第2季，金融監管機構增持ETF為股市提供支持，並推出全面的寬鬆政策，其中包括下調政策利率10個基點和存款準備金率50個基點，以在中美貿易緊張局勢升級下支持經濟。中美在倫敦結束了為期兩天的貿易談判，並同意實施在日內瓦達成的協議，中國內地稀土出口和美國的技術限制或會進一步緩解。中國內地監管機構開始採取措施，解決汽車和太陽能等各個本地行業過度激烈的價格競爭問題。主要互聯網公司公佈第1季業績，收入及利潤大多穩健，但對第2季盈利前景持審慎態度。得益於地方政府融資狀況改善，基建投資增速溫和回升。由於政策制定者日益意識到產能過剩的問題，工業投資增長可能放緩。在環球宏觀風險和地緣政治不確定的背景下，出口前景仍不明朗。消費和服務行業中的個別範疇或迎來具針對性的政策支持，但在家庭收入增長前景改善之前，整體壓力仍可能持續存在。

本基金在第2季錄得正回報，主要受金融及電訊相關持股上漲所帶動。在金融市場環境寬鬆導致流動性充裕，以及本地宏觀經濟前景偏軟導致整體商業情緒受壓兩相拉鋸下，本基金預計中國內地股市在2025年第3季將會波動。影響出口商資本支出計劃和本地政策走向的關鍵驅動因素，是美國與其他貿易夥伴之間的關稅談判進展，惟其未見明朗。

本基金將於2025年第3季保持多元化和均衡的部署，並關注以下3個主題：1) 供應受限且經營穩定的行業，例如由少數國營企業主導的電信、公用、能源行業；2) 專注於人工智能推理、電動車智能駕駛應用和供給側改革等國內趨勢的製造及科技板塊；3) 可能受益於政策支持和新消費者偏好的消費板塊。風險方面，本基金將密切關注：(i) 美國貿易政策及其對環球增長前景的啟示；(ii) 聯儲局的政策立場較預期鷹派；(iii) 中國內地勞動力市場、商業信心和收入預期的復甦步伐；(iv) 對房地產、政府支出、工業產能過剩和大型科技公司監管的支持性政策之影響；(v) 地緣政治不確定性，包括但不限於中美緊張局勢。

In 2Q25, Mainland benchmark indices managed to recover the lost ground from post liberation day sell off and subsequently entered range bound trading with outperformance in selected sectors such as health care and new consumptions. In April, Mainland China equity markets declined with notable volatility amid rapidly evolving tariff headlines. Market sentiment bottomed in early April and gradually recovered thanks to positive developments on US-Mainland China trade tensions and Mainland China market support efforts. April Politburo Meeting focuses on leveraging existing policies and debt quota. In May, Mainland China equity markets went up thanks to US-Mainland China joint agreement to lower tariffs rates, board base strengthening of major Asian currencies and domestic policy support. However, the market lost some of the gains towards the end of May on renewed US-Mainland China trade tensions and intensified price competitions on various domestic sectors such as auto and food delivery. In June, Mainland China equity markets extended gains thanks to further progress on US-Mainland China trade talks, ample market liquidity supported by low HIBORs and further collaborative efforts to reduce price competition intensity in sectors such as automobile. Shanghai Composite, Shenzhen Composite, CSI300, and ChiNext Index changed by 3.3%, 3.5%, 1.3%, and 2.3% respectively in the second quarter, while HSCEI and HSTECH Index changed by 1.9% and -1.7% respectively. Financials and Health Care & Pharmaceuticals were the best performing sectors while Consumption related and Property were the worst.

In 2Q25, financial regulators conducted ETF buying to support stock market and launched a comprehensive easing package, including a 10bp policy rate cut and a 50bp RRR cut to support the economy amid US-Mainland China trade tension escalation. US and Mainland China concluded the 2-day trade talks in London and agreed to implement the truce reached in Geneva, with potential further progress in Mainland China rare earth exports and the US tech restrictions. Domestic regulators started to take initiatives to address overly intensified price competitions on various domestic sectors such as auto and solar. Major internet companies mostly reported solid 1Q top line and profit beats with conservative tones regarding 2Q profitability outlook. Infrastructure investment growth could see modest pick-up thanks to improved local government financing. Industrial investment growth could soften as a result of rising awareness of overcapacity issues by policy makers. Amid global macro risks and geopolitical uncertainties, export outlook remains uncertain. Consumption and service sectors could see targeted policy support on certain categories but board base pressures could persist until household income growth outlook improves.

The Fund registered a positive return in the second quarter, led by the gains in Financials and Telecommunications related exposures. The Fund expects volatility for Mainland China equity market in 3Q25, driven by a tug of war between ample liquidity from loose financial condition and weak business sentiment from softening domestic macro outlook. Visibility remains limited regarding the development of tariff talk between US and its trading partner, which is a key driver for exporter capex plan and domestic policy response.

The Fund will maintain a diversified and balance position in 3Q25 while closely monitor the below three themes: 1) supply constrained sectors with stable operations, such as telecommunication/utilities/energy sectors which dominated by a few SOEs; 2) Manufacturing and technology segments that are focused on domestic trends such as AI inferences, EV smart driving adoption and potential supply side reform; 3) consumption segments that potentially benefit from policy support and new consumer preference. For the risks aspect, the Fund would closely monitor: (i) US trade policy and its implications to global growth outlook; (ii) More hawkish than expected policy stance by Fed; (iii) Pace of recovery regarding labour market, business confidence and income expectation in Mainland China; (iv) Effects of supportive policy regarding property, government spending, industrial overcapacity and large tech companies' regulations; (v) Geopolitical uncertainties including but not limited to Sino-U.S. tension.

中銀保誠香港股票基金 BOC-Prudential Hong Kong Equity Fund

受環球貿易發展和區域因素影響，恒生指數在2025年第2季經歷大幅波動。在4月市場面臨由「解放日」關稅衝擊引發的大幅下跌，新的貿易壁壘打擊了投資者信心。特朗普隨後宣佈暫緩對等關稅引發股市復甦。中美在日內瓦舉行的貿易談判取得建設性進展，關稅獲大幅削減，恒生指數受此提振5月大幅上升。此外，新股融資火熱以及香港銀行同業拆息(HIBOR)大幅下跌，進一步提振市場情緒。中美貿易談判取得積極進展，中東局勢緩和緩解了對石油危機的擔憂，支撐恒生指數6月延續升勢。以上發展均為風險資產創造了更有利的環境。整體而言，隨著大宗商品價格上漲以及行業龍頭成功推出新產品，本地市場中原材料和電訊板塊季內表現領先。由於主要電商企業競爭形勢激烈以及關稅相關的風險，非必需消費品和科技板塊表現落後。

本基金第2季表現略遜於基準，主要受金融和消費相關的持股影響。儘管新股融資火熱以及香港銀行同業拆息(HIBORs)大幅下跌，改善了市場情緒，幫助恒生指數季內在地緣政治衝突及環球貿易緊張局勢帶來的不安情緒下仍企穩，然而，隨著各項日益矛盾的訊號與事件，包括零售銷售數據和入境遊客量上升、香港銀行同業拆息近期反彈、一手和二手住宅物業成交持續分化、失業率上升、香港金管局的外匯市場操作，以及美國結束為期90天的關稅暫緩，2025年下半年市場波動性可能加劇。本基金在關注即將發佈的中期業績和美國7月底聯儲局會議的同時，將在未來幾個月保持審慎立場，並可能會藉著過度的市場波動來優化持股：(i) 聚焦於企業業務與盈利的可持續性、財務實力以及從新的政府刺激措施或制裁中受益的可能性 (ii) 通過增加更多人工智能和機器人相關概念的持股以擴大投資範圍。

In the second quarter, Hang Seng Index experienced significant volatility, shaped by global trade developments and regional factors. In April, the market faced a sharp decline triggered by the Liberation Day tariffs shock, as new trade barriers disrupted investor confidence. A subsequent pause on reciprocal tariffs announced by Trump sparked a recovery. Hang Seng Index marked a strong rebound in May, fueled by constructive U.S and Mainland China trade talks in Geneva, that led to meaningful tariffs reductions. Moreover, surge in IPO activities and a sharp decline in HIBOR further boosting the market sentiment. In June, the upward trend continued, supported by steady progress in trade negotiations and a de-escalation in Middle East tension, which eased concerns of an oil shock. These developments fostered a more favorable environment for risk assets. Overall for the quarter, best performers of the local market include Basic Materials and Telecommunications sectors, driven by strong commodities prices and successful launches of new products by an industry leader. Consumer Discretionary and Technology sectors lagged, due to fierce competition among major e-commerce players and tariff-related risks.

The Fund underperformed benchmark's gain in the second quarter, mainly due to the Financials and Consumption related exposure. While resilient sentiment derived from revived IPO performance and sharp retreat of HIBORs helped Hang Seng Index to resist jitters from regional conflicts and global trade frictions during the quarter, increasingly contradicting signals and events like gradual improvement of retail sales and inbound tourists, recent rebound of HIBORs, persisting divergence of primary and secondary residential property transactions, rising unemployment rates, HKMA's currency market operations, and end of U.S. 90-day tariff respite, may altogether foreshadow an increase of market volatility in the latter half of 2025. Aside from monitoring upcoming interim results reporting and U.S. FOMC's meeting at end-July, the Fund will also maintain alertness in coming months and may leverage on excessive market fluctuation to adjust portfolio exposure by: (i) focusing on corporates' business and earning sustainability, financial strength, and beneficial likelihood from new government stimulus or sanctions, and (ii) may broaden investment scope by including more artificial intelligence and robotics related thematic investment.

中銀保誠日本股票基金 BOC-Prudential Japan Equity Fund

由於私人消費和庫存數據高於預期，日本第1季GDP降幅低於初值。在勞動力實際現金收入下降拖累家庭支出和消費，且美國對汽車及汽車零部件徵收關稅影響出口的情況下，近期經濟數據仍疲軟。受通脹數據未及目標，以及環球前景不確定性的影響，日本央行在最近一次會議上維持利率不變，但未排除進一步加息的可能。美日領導人於季初開啓貿易談判，但因在關於汽車行業的問題上仍存在分歧，雙方季內未能達成共識。日本強調保護國家利益，美日在7月恢復對等關稅前達成協議的可能性正在降低。

日本股市季內表現波動但整體錄得上漲。中美貿易緊張局勢有所緩解以及電訊公司的利好業績均助長了投資者樂觀情緒。然而，降低日本消費稅的相關討論引發了對政府收入和財政穩定的質疑。對美國關稅和日圓進一步升值的擔憂亦帶來不確定性。短期內，日本股市可能會因貨幣政策調整和地緣政治發展而出現波動。投資者的關注應會在通脹和環球市場狀況之上。

本基金第2季錄得正回報。科技板塊最為利好表現，而工業相關板塊則拖累表現。展望未來，環球市場尤其是美國市場的趨勢，將持續影響日本股市。對國際貿易政策和日本央行政策動向的持續關注，短期內將繼續主導日本股市走向。本基金將採取更加中性的立場以平衡風險和回報。

Japan's first quarter GDP dropped less than preliminary estimation due to higher-than-expected private consumption and inventory. Recent economic data remained soft, downtrend in labour real cash earnings dragged on household spending and consumption, while US tariffs on cars and auto parts impacted exports. BoJ did not rule out the possibility of further rate hikes but kept the interest rate unchanged in its latest meeting, citing below target inflation and uncertain global outlook. US and Japan leaders began the negotiations earlier this quarter, however, failed to reach a consensus during the period as diverging views on the auto industry persisted. With Japan emphasizing the protection of national interest, the likelihood of concluding a deal before the resumption of reciprocal tariffs in July is diminishing.

Japan equity market experienced mixed performance during the quarter and ended up in positive territory. Tension in US – Mainland China trade relations eased while positive earnings from Telecom fuelled investor optimism. However, discussions about reducing Japan's consumption tax raised questions about government revenue and fiscal stability. Concerns over US tariffs and further Yen appreciation also created uncertainties. In the near term, Japanese equities may experience volatility driven by possible monetary policy adjustments, and geopolitical developments. Investors focus will likely be on inflation and global market conditions.

The Fund posted a positive return in the second quarter. Technology names contributed the most while Industrials related names reduced the gain. Moving forward, global market trends, particularly from the US, will continue to impact Japanese stocks. Ongoing concerns over international trade policies and BoJ's policy movement will continue to direct Japan equities in the near term. The Fund would adopt a more neutral stance to balance between risk and return.

中銀保誠亞洲股票基金 BOC-Prudential Asia Equity Fund

亞洲經濟數據呈現混合信號，顯示出當前宏觀動態與關稅不確定性的複雜性。在本地及海外需求下降，加上由美國挑起的貿易爭端威脅迫近下，區內零售和投資活動放緩。然而，出口和製造業受到貿易轉向和提前出口支持。多數亞洲國家通脹仍處較低水平，部分國家甚至面臨通縮壓力。通脹溫和與美元走弱為央行減息提供了空間，多家央行已採取寬鬆貨幣政策，以支撐面臨日益嚴峻阻力的經濟。同時，也有部分央行在當前不確定的環境下按兵不動，以保留更多政策空間。

本基金於季內錄得正回報。中國台灣科技板塊的選股利好表現。展望未來，在宏觀方面的壓力和美國貿易政策持續不確定性下，股市波動性可能維持高企。投資者將重點關注中美貿易協議進展，以及美國與其他貿易夥伴正在進行的貿易談判。本基金將在波動環境下專注於市場中性策略以達致較穩定的表現。

Asian economic data showed mixed signals and demonstrated the complexity of current macro dynamic and tariff uncertainty. Weaker domestic and overseas demand, as well as a looming threat of trade disputes initiated by the US, dampened retail and investment activities in the region. However, exports and manufacturing were supported by redirected trade and front-loading activities. Inflation of most Asian countries remained low and some were bearing deflationary pressure. Tepid inflation and weakening USD gave central banks room to cut interest rates. Many of them eased monetary policy to support the economies which face increasing headwinds. Meanwhile, some central banks stood still to leave more policy room amid current uncertain environment.

The Fund recorded a positive return during the quarter. Stock selection in Taiwan, China Technology sector added value to Fund performance. Looking ahead, market volatility is likely to remain high due to macro pressures and sustaining uncertainty over US trade policies. Investors will focus on the progress of the Sino-US trade deal and the ongoing trade negotiations between the US and its other trade partners. The Fund would concentrate on market neutral strategy in a volatile environment to achieve a more stable performance.

中銀保誠環球股票基金 BOC-Prudential Global Equity Fund

環球經濟增長放緩，各地區表現分化。勞動力市場維持穩固下，美國經濟保持韌性，而儘管新關稅實施前的前置需求構成了擾動，企業盈利和消費仍強勁。同時，在政策支持力度加大下，中國內地經濟觸底反彈，服務業呈現復甦跡象，而在外部需求轉弱下製造業受壓。在歐洲，儘管最近在國防和基礎設施開支方面的財政刺激長遠可能改善經濟，但歐元區近期需要應對貿易政策和地緣政治衝突影響外溢所帶來的不確定性。在此宏觀背景下，主要央行採取審慎但支持性的立場，美國聯儲局維持利率不變，而歐洲央行和部分亞洲央行則在通脹放緩趨勢下減息以支持經濟。

環球股市修復了所有4月的失地並於季末創下新高。季初，在美國宣佈了令人意外的對等關稅稅率後，股票價格顯著下挫，股市接近陷入技術性熊市。在90天關稅窗口期以及中美貿易談判積極訊號下，貿易緊張局勢有所緩解，市場隨後大幅反彈。然而，在以色列和伊朗之間的軍事衝突加劇下，中東地區地緣政治緊張局勢再起，市場擔憂作為主要石油運輸航道的霍爾木茲海峽會因此關閉，引發油價飆升。儘管市場曾出現短期波動，但在大型科技股公佈優於預期的盈利，使對人工智能行業長期增長的信心得以重拾下，投資者未受到不利因素影響，股指再創新高。資訊科技行業上季表現最為領先，而能源行業則表現落後。

考慮到宏觀經濟前景與市場估值之間的相對差距，本基金已採取更加均衡的地區分配，對美國股市持中性立場，亞洲地區比重則偏高。一旦金融狀況、通脹和貨幣政策的發展出現變化，本基金可能會就地區配置和組合的戰術性立場作出調整。

Global growth moderated with regional divergences. US economy stayed resilient as the labour market remained solid, while corporate earnings and consumption continued to hold up despite distortions from front-loaded demands ahead of new tariffs. Meanwhile, Mainland China economy showed signals of bottoming out on the back of incremental policy support, with services sectors seeing signs of revival while struggles in manufacturing sectors persisted amid weaker external demands. In Europe, although the recent fiscal boost in defense and infrastructure spending was believed to transform the economy in the long run, the region would need to navigate near-term uncertainties stemming from trade policy and potential spillovers from geopolitical conflicts. Against such macro backdrop, major central banks adopted a cautious yet supportive stance, with the Fed holding rates steady, while the ECB and some Asian central banks cut rates to bolster growth as inflations trended down.

Global equity markets retraced all losses in April and ended the quarter at all-time highs. The quarter began with sharp drawdowns in equity prices upon the surprise announcement of US reciprocal tariffs, sending the market on the brink of a technical recession. The market then experienced a strong rebound as trade tensions eased, following a 90-day tariff pause and positive comments from trade negotiations between the US and Mainland China. However, geopolitical tensions resurfaced in the Middle East as military exchanges between Israel and Iran intensified, causing a spike in oil prices on concerns over a potential closure of the Strait of Hormuz, a critical fuel passage. Despite the short-term volatility, investors looked past the challenges as better-than-feared earnings results from mega-cap technology stocks restored confidence in the secular growth in the AI industry, propelling equity indices to reach fresh record highs. Information Technology sector led the pack, while Energy sector underperformed.

The Fund had adopted a more balanced view across regions, with its neutral position in US equities and its overweight in Asian region, taking into consideration of differences in macroeconomic outlooks and relative market valuations. Should developments in financial condition, inflation and monetary policy change, the Fund may adjust its regional allocation and tactical portfolio stance.

中銀保誠中證香港100指數基金 BOC-Prudential CSI HK 100 Tracker Fund

中證香港100總回報指數於2025年第2季上升。根據香港金融管理局(HKMA)的數據，貨幣基礎總額上升至1,641億港元左右。

本地經濟方面，2025年首5個月零售業總銷售價值初步估計數字，較2024年同期下跌4.0%。2025年首5個月的貨物出口總額按年上升12.6%，而同期的貨物進口總額則按年上升12.9%。以2025年首5個月計算，輸往部分主要目的地的整體出口貨值錄得按年升幅，尤其是越南、日本及中國內地。

本基金於第2季錄得正回報。

CSI Hong Kong 100 Total Return Index rose in the second quarter of 2025 (Q2). According to the Hong Kong Monetary Authority (HKMA), the aggregate balance of monetary base rose to around HKD164.1 billion.

As to the domestic economy, the provisionally estimated value of total retail sales for the first 5 months of 2025 decreased by 4.0% compared with the same period in 2024. The value of total exports of goods increased by 12.6% year-on-year (YoY) for the first 5 months of 2025 while the value of imports of goods increased by 12.9% YoY in the same period. For the first 5 months of 2025, year-on-year increases were registered in the values of total exports to some major destinations, in particular Vietnam, Japan and Mainland China.

The Fund posted a positive return in Q2.

中銀保誠歐洲指數追蹤基金 BOC-Prudential European Index Tracking Fund

在美國對伊朗核設施發動空襲，以及伊朗對駐卡塔爾美軍基地進行報復性襲擊後，美國總統特朗普在6月24日宣佈以色列和伊朗達成停火協議。市場擔憂歐洲向國防開支投入數萬億歐元的計劃可能無法帶來長期經濟效益。今年6月，瑞士央行進一步減息25個基點至0%，而英倫銀行將關鍵利率維持在4.25%不變。

國內生產總值方面，2025年第1季歐元區國內生產總值為0.6%。5月失業率為6.3%，較4月的6.2%微升。採購經理指數方面，第2季歐元區採購經理指數的平均值達49.3。

本基金於2025年第2季錄得正回報，與大市相比表現落後。國家篩選方面，瑞士的相對偏高比重對表現的利淡，部分為德國的相對偏高比重所抵銷。行業篩選方面，相對市場而言，公用行業的偏低比重利淡表現，工業行業的偏高比重則帶來了正主動回報。

U.S. President Donald Trump announced on June 24 that a ceasefire between Iran and Israel had come into effect, following the U.S. strikes on Iranian nuclear facilities and retaliatory attack on U.S. military base in Qatar. Concerns are mounting that the European's ambitious plans to inject trillions of Euros into defence spending may fall short of delivering long-term economic benefits. In June, Swiss National Bank cut interest rate by a further 25 basis point to 0%, while Bank of England kept its key interest rate on hold at 4.25%.

Concerning Gross Domestic Product (GDP), the Eurozone GDP rose 0.6% in the first quarter of 2025. The unemployment rate was 6.3% in May, up slightly from 6.2 in April. With respect to Purchasing Managers Index (PMI), the Eurozone PMI reached an average of 49.3 over the second quarter.

In the second quarter of 2025, the Fund reported a positive return with underperformance comparing to the market. For country selection, the underperformance was contributed by overweighting in Switzerland while overweighting in Germany offset some of the underperformance. In regard to sector selection, underweighting in Utilities sector contributed to the underperformance, while overweighting in Industrials sector generated positive active return against the market.

中銀保誠北美指數追蹤基金 BOC-Prudential North America Index Tracking Fund

在美國對伊朗核設施發動空襲，以及伊朗對駐卡塔爾美軍基地進行報復性襲擊後，美國總統特朗普在6月24日宣佈以色列和伊朗達成停火協議。聯儲局主席鮑威爾表示該局因特朗普的關稅政策而推遲了減息。在經濟前景不明朗下，聯儲局將基準利率維持在4.25%-4.5%不變。

季內數據方面，納斯達克指數、標準普爾500指數和道瓊斯工業平均指數分別上漲17.75%、10.57%和4.98%。6月製造業採購經理指數由5月的52.0升至52.9。

本基金於2025年第2季錄得正回報，但與大市相比表現落後。國家篩選方面，美國的相對偏低比重利淡表現。行業篩選方面，相對市場而言，地產行業的偏低比重利淡表現，而對必需消費品行業的偏低比重則帶來了正主動回報。

U.S. President Donald Trump announced on June 24 that a ceasefire between Iran and Israel had come into effect, following the U.S. strikes on Iranian nuclear facilities and retaliatory attack on U.S. military base in Qatar. Federal Reserve Chair Jerome Powell said the U.S. central bank has held off on lowering interest rates because of President Trump's tariffs. The U.S. Fed has left its federal funds rate unchanged at the range of 4.25% to 4.5% amid economic uncertainty.

On data front during the quarter, NASDAQ, S&P 500 and Dow Jones Industrial Average surged by 17.75%, 10.57% and 4.98%. The Manufacturing Purchasing Managers' Index was at 52.9 in June, up from 52.0 in May.

In the second quarter of 2025, the Fund reported a positive return with underperformance comparing to the market. For country selection, the underperformance was contributed by underweighting in United States. In regard to sector selection, underweighting in Real Estate sector contributed to the underperformance, while underweighting in Consumer Staples sector generated positive active return against the market.

基金經理評論⁸ (續) MANAGER'S COMMENT⁸ (Cont.)

中銀保誠增長基金 BOC-Prudential Growth Fund

本基金於季內錄得正回報。亞太(日本除外)地區股市領漲，但美國、歐洲和日本等已發展市場表現並未顯著落後。受美元轉弱和政府債券孳息率走低所帶動，環球固定收益表現亦向上。資產配置層面上，雖然我們策略性地將整體股票及環球固定收益的比重保持在相對參考基準大致中性的水平，但在此期間讓走勢強勁的股票自然發展。因此，截至季尾，我們相對參考基準股票的比重略為偏高，而固定收益的比重則維持中性。在股票中，季內我們維持對亞太(日本除外)地區的偏高比重。我們於中國香港的比重也偏高，中國A股的比重則偏低。短期內，地緣政治，增長前景和央行政策將是影響金融市場的主要因素。因此，市場波動性將維持高企。

The Fund posted a positive return over the quarter. Asia Pacific ex Japan regional equities led the advance but developed markets such as US, Europe and Japan were not far behind. Global fixed income also saw positive gains, with the weaker US dollar contributing more than the decline in government bond yields. Although our strategic allocation maintains a neutral weight in equity and fixed income against reference benchmark, we allowed the strong global equity market to run its course during the period. As a result, by the end of the quarter, we held a slight overweight in equities against reference benchmark, while fixed income exposure remained near neutral weight. Within equities, we maintained an overweight position in Asia Pacific ex Japan region throughout the quarter. We also kept the overweight exposure in Hong Kong, China against an underweight position in China 'A' shares. In the near term, geo-politics, growth outlook and changes to central bank policies are key drivers for financial markets. As a result, volatility in markets will remain elevated.

中銀保誠均衡基金 BOC-Prudential Balanced Fund

本基金於季內錄得正回報。亞太(日本除外)地區股市領漲，但美國、歐洲和日本等已發展市場表現並未顯著落後。受美元轉弱和政府債券孳息率走低所帶動，環球固定收益表現亦向上。資產配置層面上，雖然我們策略性地將整體股票及環球固定收益的比重保持在相對參考基準大致中性的水平，但在此期間讓走勢強勁的股票自然發展。因此，截至季尾，我們相對參考基準股票的比重略為偏高，而固定收益的比重則維持中性。在股票中，季內我們維持對亞太(日本除外)地區的偏高比重。我們於中國香港的比重也偏高，中國A股的比重則偏低。短期內，地緣政治，增長前景和央行政策將是影響金融市場的主要因素。因此，市場波動性將維持高企。

The Fund posted a positive return over the quarter. Asia Pacific ex Japan regional equities led the advance but developed markets such as US, Europe and Japan were not far behind. Global fixed income also saw positive gains, with the weaker US dollar contributing more than the decline in government bond yields. Although our strategic allocation maintains a neutral weight in equity and fixed income against reference benchmark, we allowed the strong global equity market to run its course during the period. As a result, by the end of the quarter, we held a slight overweight in equities against reference benchmark, while fixed income exposure remained near neutral weight. Within equities, we maintained an overweight position in Asia Pacific ex Japan region throughout the quarter. We also kept the overweight exposure in Hong Kong, China against an underweight position in China 'A' shares. In the near term, geo-politics, growth outlook and changes to central bank policies are key drivers for financial markets. As a result, volatility in markets will remain elevated.

中銀保誠平穩基金 BOC-Prudential Stable Fund

本基金於季內錄得正回報。亞太(日本除外)地區股市領漲，但美國、歐洲和日本等已發展市場表現並未顯著落後。受美元轉弱和政府債券孳息率走低所帶動，環球固定收益表現亦向上。資產配置層面上，雖然我們策略性地將整體股票及環球固定收益的比重保持在相對參考基準大致中性的水平，但在此期間讓走勢強勁的股票自然發展。因此，截至季尾，我們相對參考基準股票的比重略為偏高，而固定收益的比重則維持中性。在股票中，季內我們維持對亞太(日本除外)地區的偏高比重。我們於中國香港的比重也偏高，中國A股的比重則偏低。短期內，地緣政治，增長前景和央行政策將是影響金融市場的主要因素。因此，市場波動性將維持高企。

The Fund posted a positive return over the quarter. Asia Pacific ex Japan regional equities led the advance but developed markets such as US, Europe and Japan were not far behind. Global fixed income also saw positive gains, with the weaker US dollar contributing more than the decline in government bond yields. Although our strategic allocation maintains a neutral weight in equity and fixed income against reference benchmark, we allowed the strong global equity market to run its course during the period. As a result, by the end of the quarter, we held a slight overweight in equities against reference benchmark, while fixed income exposure remained near neutral weight. Within equities, we maintained an overweight position in Asia Pacific ex Japan region throughout the quarter. We also kept the overweight exposure in Hong Kong, China against an underweight position in China 'A' shares. In the near term, geo-politics, growth outlook and changes to central bank policies are key drivers for financial markets. As a result, volatility in markets will remain elevated.

中銀保誠香港平穩退休基金 BOC-Prudential Hong Kong Stable Retirement Fund

過去一季，環球股票表現領先港元固定收益。各股市中，亞太(日本除外)地區表現領先，而美國和歐洲表現落後。過去一季期間，特朗普4月初宣佈高額貿易關稅引發環球避險情緒，隨後的關稅暫緩提振了環球股市和債券孳息率。美元持續下跌對亞洲股市尤其有利。關稅發展短期內將主導金融市場的波動。第2季以色列和伊朗之間的軍事衝突亦增加了地緣政治不確定性和油價上漲的可能，並可能對環球經濟增長產生負面影響。在市場不確定性上升下，我們會繼續採取均衡和多元化的策略。

Global equities outperformed Hong Kong dollar fixed income last quarter. Within equities, Asia Pacific ex Japan outperformed while US and Europe underperformed. Over the past quarter, Trump's heavy trade tariff announced in early April sparked a global risk-off. Subsequent tariff reprieve lifted global equity markets and bond yields. Continue decline in USD particularly benefited Asian equities. Tariff development will drive near-term volatility of financial market. A full-blown war between Israel and Iran during the second quarter also rose geopolitical uncertainty and possibility of higher oil price, and a possible negative knock on impact on global growth. Given elevated uncertainty, we continue to advocate a balanced and diversified approach to asset allocations.

中銀保誠債券基金 BOC-Prudential Bond Fund

本基金於第2季錄得正回報。儘管德國財政支出及債券供應上升引發擔憂，歐洲債券在歐洲央行減息後仍領漲。穩定的票息收益抵消了聯儲局政策不確定性和關稅風險帶來的波動，我們的美國債券敞口亦利好表現。在日本，隨著市場預期日本央行將在通脹壓力增加下進一步收緊政策，日本債券孳息率繼續上升。同時，美國與中國內地和英國的貿易談判取得進展，信貸市場情緒改善，推動風險資產回升。然而，圍繞政策前景的不確定性仍高企，尤其是在地緣政治和全球貿易方面。我們相信市場將會持續波動，投資者正仔細審視經濟數據和政策的發展，以及持續的地緣政治緊張局勢。我們對信貸市場繼續抱謹慎態度，其目前的估值似乎低估了潛在的經濟衰退和地緣政治不確定性的風險。審慎的信貸篩選將是嚴格控制投資組合風險的關鍵。

The Fund posted positive returns in the second quarter. Bond strength was led by Europe following the European Central Bank's (ECB) rate-cuts, despite concerns over Germany's rising fiscal spend and bond supply. The Fund's exposure to the U.S. also contributed positively, as steady coupon-carry offset volatility from the Fed policy uncertainty and tariff risks. In Japan, yields continued to climb as markets priced in further Bank of Japan (BoJ) tightening amid higher inflationary pressure. Meanwhile, credit market sentiment improved on progress in U.S. trade talks with Mainland China and the U.K., helping risk assets recover. However, policy uncertainty remains elevated, especially around geopolitics and global trades. We believe market volatility will persist, with investors scrutinizing developments of data and policy, alongside the ongoing geopolitical tensions. We stay with a sense of caution towards credit market, where current valuation has seemingly underpriced risks of a potential economic downturn as well as geopolitical uncertainty. Prudent security selection will be the key to keep risk tightly controlled in portfolios.

中銀保誠強積金人民幣及港元貨幣市場基金 BOC-Prudential MPF RMB & HKD Money Market Fund

本基金於第2季錄得正回報，主要由於離岸人民幣(CNH)兌港元走強，來自債券和存款的穩定利息收入亦帶來進一步增值。本基金恪守維持高流動性指標的策略。在維持定期存款作為投資核心的同時，我們將尋找機會通過投資存款證和企業債券來提高本基金的整體收益。

The Fund achieved positive performance in the second quarter, primarily driven by the stronger offshore Renminbi (CNH) against the Hong Kong dollar (HKD). Adding to it was the steady interest income from bonds and deposits. The Fund maintained a strategy focused on high liquidity metrics. While time deposits remain the core component of our investment strategy, we continue to look for opportunities to enhance overall portfolio yield by investing in Certificates of Deposit (CDs) and corporate bonds.

中銀保誠強積金保守基金 BOC-Prudential MPF Conservative Fund

本基金於第2季錄得正回報。來自定期存款及短期債券投資的穩定利息收入支撐了表現。在資本流入和銀行體系總結餘上升下，流動性有所改善，香港銀行同業拆息(亦稱HIBORs)大幅下跌。港元與美元的利差擴大助長了套利交易，港元觸及7.85/美元的弱方兌換保證。展望未來，基金表現將取決於宏觀經濟和政策方面的未來發展。在維持定期存款作為投資核心的同時，我們將尋找機會通過投資存款證和企業債券來提高本基金的整體收益。

The Fund posted a positive return for the second quarter. Performance was supported by steady interest income from time-deposits and short-term bond investment. Hong Kong dollar (HKD) Interbank rates (known as HIBORs) fell substantially, as liquidity improved amid favorable capital inflows and a rising HKMA Aggregate Balance. The widened HKD-USD rate differentials have promoted carry-trade activities that pushed the local currency to the lower side of its convertibility band at 7.85/USD. Looking ahead, the Fund's performance will hinge on future developments on both macro and policy fronts. While maintaining time-deposits as the core part of investment, we seek opportunities to enhance the overall yield of the Fund through investing in Certificates of Deposits (CDs) and corporate bonds.

中銀保誠核心累積基金 BOC-Prudential Core Accumulation Fund

本基金於季內錄得正回報。美國、歐洲和日本等已發展市場股市領漲。受政府債券孳息率走低所帶動，環球固定收益表現亦向上。資產配置層面上，我們將整體股票及環球固定收益的比重保持在相對參考基準大致中性的水平。短期內，地緣政治，增長前景和央行政策將是影響金融市場的主要因素。因此，市場波動性將維持高企。

The Fund posted a positive return over the quarter. Developed market equities such as US, Europe and Japan led the advance. Global fixed income saw positive gain driven by lower government bond yields. At the asset allocation level, we maintained close to a neutral weight against reference benchmark in equity and fixed income during the period. In the near term, geo-politics, growth outlook and changes to central bank policies are key drivers for financial markets. As a result, volatility in markets will remain elevated.

中銀保誠65歲後基金 BOC-Prudential Age 65 Plus Fund

本基金於季內錄得正回報。美國、歐洲和日本等已發展市場股市領漲。受政府債券孳息率走低所帶動，環球固定收益表現亦向上。資產配置層面上，我們將整體股票及環球固定收益的比重保持在相對參考基準大致中性的水平。短期內，地緣政治，增長前景和央行政策將是影響金融市場的主要因素。因此，市場波動性將維持高企。

The Fund posted a positive return over the quarter. Developed market equities such as US, Europe and Japan led the advance. Global fixed income saw positive gain driven by lower government bond yields. At the asset allocation level, we maintained close to a neutral weight against reference benchmark in equity and fixed income during the period. In the near term, geo-politics, growth outlook and changes to central bank policies are key drivers for financial markets. As a result, volatility in markets will remain elevated.

備註

1. 單位價格均扣除投資管理費及其他費用。有關其他費用及收費詳情，請參閱本計劃之強積金計劃說明書第5節－「費用及收費」。
2. 各成分基金的風險程度分為低、低至中、中、中至高及高。風險程度由投資經理根據各成分基金的混合投資項目及／或其基礎投資的投資組合而釐定，並只反映投資經理之看法。風險程度僅供參考及將會因應市場狀況而每年至少作出一次檢視及（如適用）更新。風險程度乃根據截至2024年12月31日²⁰的數據而釐定。
3. 基金風險標記是以過去三年（至匯報日）之月回報率計算的標準偏差代表。一般而言，基金風險標記越高，該基金的風險程度越高。預設投資策略基金之基金風險標記自2017年4月3日起計算（如適用），其為2017年4月1日後的首個交易日。中銀保誠香港平穩退休基金之基金風險標記將於2025年第4季(基金推出後3年)起刊登。
4. 按照積金局¹¹ 發出的《強積金投資基金披露守則》第D2.3(i)章的規定，每個成分基金均須根據該成分基金的最新基金風險標記³劃分為以下七個風險級別的其中一個風險級別。基金的成立日期至基金概覽匯報日的表現期少於三年，則無須在基金概覽內列出風險標記³，因此，風險級別亦不適用。上述風險級別一般於季度期後之兩個月內更新，並根據截至季度末日的相關成分基金數據進行分配。上述風險級別由積金局¹¹ 根據其《強積金投資基金披露守則》規定，及並未經證監會審核或認可。

風險級別	基金風險標記	
	相等或高於	少於
1	0.0%	0.5%
2	0.5%	2.0%
3	2.0%	5.0%
4	5.0%	10.0%
5	10.0%	15.0%
6	15.0%	25.0%
7	25.0%	

5. 截至2024年3月31日止財政年度之基金開支比率。提供基金開支比率旨在讓計劃成員據以估算基金投資的開支總額，包括成分基金以下集體投資計劃所引致的成本。計劃成員須直接支付的開支則不包括在內。一般而言，基金開支比率的數值越大，表示該基金在上個財政期內開支佔基金資產值的比例愈高。中銀保誠香港平穩退休基金之基金開支比率將於2024年第4季(基金推出後2年)起刊登。
6. 成分基金之表現是按單位資產淨值作為比較基礎，以港元為計算單位，其股息並作滾存投資。
7. 「現金及其他」指通知現金，及類似應付款項和應收款項的營運項目（如適用）。
8. 本文件所載的市場概覽及基金經理評論只反映基金經理於本文件刊發日期時之意見、看法及詮釋，投資者不應僅依賴有關資訊而作出投資決定。
9. 「傘子單位信託」指中銀保誠單位信託基金，其為一項傘子單位信託。
10. 「《規例》」指《強制性公積金計劃（一般）規例》（第485A章）。
11. 「積金局」指強制性公積金計劃管理局。
12. 「互聯互通機制」指滬港股票市場交易互聯互通機制（「滬港通」）及深港股票市場交易互聯互通機制（「深港通」）。滬港通及深港通均為證券交易及結算互聯互通機制，旨在實現中國內地及香港互相可進入對方股票市場的目標。
13. 富時強積金歐洲對沖指數是富時提供的貨幣對沖指數之一。貨幣對沖指數是富時強積金指數系列的一部分，其使用一個月遠期合約以降低投資於非以港元計值之海外股票時的貨幣波動風險。貨幣對沖指數將對沖指數中超出65%的非港幣貨幣風險，以確保其維持在貨幣風險要求的範圍內。
14. 富時強積金北美對沖指數是富時提供的貨幣對沖指數之一。貨幣對沖指數是富時強積金指數系列的一部分，其使用一個月遠期合約以降低投資於非以港元計值之海外股票時的貨幣波動風險。貨幣對沖指數將對沖指數中超出65%的非港幣貨幣風險，以確保其維持在貨幣風險要求的範圍內。
15. 「其他准許的證券」指《規例》¹⁰附表1和積金局¹¹不時發出相關的守則和指引所允許的其他准許投資項目，包括但不限於《規例》¹⁰附表1第8(2)條規定的其他准許投資（最多為各子基金總資產淨值的10%）。
16. 「其他認可單位信託或認可互惠基金」指根據《規例》¹⁰附表1第8(2)(c)條規定的其他認可單位信託或認可互惠基金（包括交易所買賣基金）（最多為其總資產淨值的10%）。
17. 「較高風險資產」具《強制性公積金計劃條例》（第485章）所作定義，包括但不限於環球股票，認證期權，某一緊貼由股票或股票類證券構成的指數的緊貼指數集體投資計劃權益及/或積金局¹¹在其不時發佈的相關指引中認定的其他投資。
18. 「較低風險資產」指除了較高風險資產¹⁷以外的資產，包括但不限於環球債券或定息證券及貨幣市場工具。
19. 「債券通」指中國內地與香港債券市場互聯互通的計劃。債券通的北向通允許合格海外投資者投資於中國銀行間債券市場。
20. 數據截至當月最後一個交易日。

Remarks

1. The NAV was calculated after deduction of investment management fee and other respective charges. For details of other fees and charges, please refer to section 5 – "Fees and Charges" of the MPF Scheme Brochure of the Scheme.
2. The risk level of each Constituent Fund is categorized into low, low to medium, medium, medium to high and high. The risk levels are determined by the Investment Manager based on the investment mix of each Constituent Fund and/or its underlying investments, and represent only the views of the Investment Manager. The risk levels are for reference only and will be reviewed and (if appropriate) updated at least annually taking into account the prevailing market circumstances. The risk levels are determined based on data as at 31 December 2024²⁰.
3. The Fund Risk Indicator is shown as an annualized standard deviation based on the monthly rates of return of the fund over the past 3 years to the reporting date. In general, the higher the Fund Risk Indicator, the higher the risk level of the fund. The Fund Risk Indicator of DIS Funds is calculated since 3 April 2017 (if applicable) which was the first dealing day after 1 April 2017. The Fund Risk Indicator of BOC-Prudential Hong Kong Stable Retirement Fund will be shown from the fourth quarter of 2025 (3 years after the launch of the Fund).
4. The risk class is to be assigned to each Constituent Fund according to the seven-point risk classification below based on the latest fund risk indicator³ of the Constituent Fund in accordance with the part D2.3(i) of Code on Disclosure for MPF Investment Fund issued by the MPFA¹¹. Fund with performance history of less than 3 years since inception to the reporting of the fund fact sheet is not required to show the risk indicator³ in the fund fact sheet, hence the risk class is not available. The above risk classes will normally be updated within 2 months after each quarter and are assigned based on data of the relevant Constituent Fund as at the quarter end date. Please note that the above risk classes are prescribed by the MPFA¹¹ according to the Code on Disclosure for MPF Investment Funds and have not been reviewed or endorsed by the Securities and Futures Commission.

Risk Class	Fund Risk Indicator	
	Equal or above	Less than
1	0.0%	0.5%
2	0.5%	2.0%
3	2.0%	5.0%
4	5.0%	10.0%
5	10.0%	15.0%
6	15.0%	25.0%
7	25.0%	

5. Fund Expense Ratio (FER) as of financial year ended 31 March 2024. The purpose of FER is to provide a measure of the total level of expenses incurred in investing through a fund, including the costs incurred at lower level collective investment schemes but not including those expenses paid directly by the scheme member. In general, the higher the FER, the higher the ratio of expenses over the fund's asset value in the previous financial period. The Fund Expense Ratio of BOC-Prudential Hong Kong Stable Retirement Fund will be shown from the fourth quarter of 2024 (2 years from the launch of the Fund).
6. Performance of Constituent Funds is calculated in HKD on NAV-to-NAV basis with gross dividend reinvested.
7. The term "cash and others" denotes cash at call, and operating items such as account payables and account receivables (where relevant).
8. The Market Overview and Manager's Comment in this document solely reflect the opinion, view and interpretation of the fund managers as of the date of issuance of this document. Investors should not solely rely on such information to make any investment decision.
9. "Umbrella Unit Trust" means the BOC-Prudential Unit Trust Fund, which is an umbrella unit trust.
10. "The Regulation" means the Mandatory Provident Fund Schemes (General) Regulation (Cap. 485A).
11. "The MPFA" means the Mandatory Provident Fund Schemes Authority.
12. "Stock Connect" means Shanghai-Hong Kong Stock Connect and Shenzhen-Hong Kong Stock Connect. Each of Shanghai-Hong Kong Stock Connect and Shenzhen-Hong Kong Stock Connect is a securities trading and clearing linked programme with an aim to achieve mutual stock market access between Mainland China and Hong Kong.
13. FTSE MPF Europe Hedged Index is one of the currency hedged indices provided by FTSE. Currency hedged indices are a part of the FTSE MPF Index Series which use one month forward contracts in order to reduce the risk of currency fluctuations when investing in overseas stocks that are not denominated in Hong Kong Dollars. The currency hedged indices will hedge non-Hong Kong Dollar currency exposure in the indices in excess of 65% to ensure they stay well within the Currency Exposure Requirement.
14. FTSE MPF North America Hedged Index is one of the currency hedged indices provided by FTSE. Currency hedged indices are a part of the FTSE MPF Index Series which use one month forward contracts in order to reduce the risk of currency fluctuations when investing in overseas stocks that are not denominated in Hong Kong Dollars. The currency hedged indices will hedge non-Hong Kong Dollar currency exposure in the indices in excess of 65% to ensure they stay well within the Currency Exposure Requirement.
15. "Other Permitted Securities" means other securities as permitted under Schedule 1 to the Regulation¹⁰ and the relevant codes and guidelines issued by the MPFA¹¹ from time to time (including but not limited to other permissible investments as set out in section 8(2) of Schedule 1 to the Regulation¹⁰ (up to 10% of the total NAV of each sub-fund)).
16. "Other Authorized Unit Trusts or Authorized Mutual Funds" means other authorized unit trusts or authorized mutual funds as permitted under section 8(2)(c) of Schedule 1 to the Regulation¹⁰ (including exchange traded funds (ETF) (up to 10% of its total NAV)).
17. The term "higher risk assets" has the meaning given to it in the Mandatory Provident Fund Schemes Ordinance (Cap. 485), including without limitation global equities, warrants, interests in an ITCIS[†] that tracks an index comprised of equities or equities-like securities and/or other investments as identified in the relevant guidelines issued by the MPFA¹¹ from time to time.
18. The term "lower risk assets" means those assets not being higher risk assets¹⁷, including without limitation global bonds or fixed income securities and money market instruments.
19. The term "Bond Connect" means a mutual bond market access scheme between Mainland China and Hong Kong. Under the Northbound trading of the Bond Connect, eligible foreign investors can invest in the China interbank bond market.
20. Data as of the last dealing date of the month.
- † "ITCIS" means index-tracking collective investment scheme approved by the MPFA¹¹.