



中銀保誠簡易強積金計劃 — 季度基金便覽

BOC-Prudential Easy-Choice Mandatory Provident Fund Scheme Quarterly Fund Fact Sheet

2024
第三季
3rd Quarter

匯報日 Reporting Date: 30/9/2024²⁰

- 本文件由中銀國際英國保誠資產管理有限公司發行。本公司嚴禁一切翻印及再發行。
- 本文件只用作提供資料性用途，並不構成任何推廣或推銷買賣任何證券之邀請。所有資料更改恕不另行通知。
- 中銀保誠簡易強積金計劃基金便覽會定期以季度形式出版。如欲索取季度基金便覽，歡迎瀏覽本公司網址或致電客戶服務熱線與我們聯絡。
- 您可隨時選擇不收取任何由中銀國際英國保誠資產管理有限公司所寄出的市場推廣郵件。欲作出此安排，請致函本公司或電郵至info@boci-pru.com.hk。
- 單位價格、基金總值、推出日期及基金開支比率由中銀國際英國保誠信託有限公司提供。其他有關資料由中銀國際英國保誠資產管理有限公司提供。
- This document is issued by BOCI-Prudential Asset Management Limited. All copyrights are reserved. The reproduction of the information in this document is prohibited.
- This document is for informational purposes only and the information contained herein does not constitute a distribution, an offer to sell or the solicitation of an offer to buy any securities. The contents of the document are subject to change without further notice.
- BOC-Prudential Easy-Choice Mandatory Provident Fund Scheme Fund Fact Sheet will be published on a quarterly basis. If you wish to obtain copies, please visit our Company website or contact our Customer Service Hotline.
- You may at anytime choose not to receive any marketing mailings from BOCI-Prudential Asset Management Limited. To make such arrangement, please send your request to our company or e-mail to info@boci-pru.com.hk.
- The Net Asset Value ("NAV"), Fund Size, Launch Date and Fund Expense Ratio are provided by BOCI-Prudential Trustee Limited. Other relevant information is provided by BOCI-Prudential Asset Management Limited.

受託人及保管人 Trustee and Custodian:

中銀國際英國保誠信託有限公司
BOCI-Prudential Trustee Limited
香港太古城英皇道 1111 號 15 樓 1507 室
Suite 1507, 15/F, 1111 King's Road, Taikoo Shing, Hong Kong
積金行政熱線 MPF Administration Hotline: 2929 3030
網址 Website: <https://www.bocpt.com>

投資經理 Investment Manager:

中銀國際英國保誠資產管理有限公司
BOCI-Prudential Asset Management Limited
香港中環花園道 1 號中銀大廈 27 字樓
27/F, Bank of China Tower,
1 Garden Road, Central, Hong Kong
簡易強積金開戶及基金熱線 Easy-Choice MPF Application and Fund Hotline: 2280 8686
網址 Website: <https://www.boci-pru.com.hk>



重要資訊

- 在作出任何投資選擇前，你必須評估你可承受的風險程度及本身的財務狀況；當你選擇成分基金時，若不能肯定某些成分基金是否適合自己(包括是否與你的投資目標一致)，你應諮詢財務及／或專業人士的意見，並在考慮到自身情況之後選擇成分基金。
- 在你決定投資於強積金預設投資策略(如中銀保誠簡易強積金計劃(「本計劃」)之強積金計劃說明書第6.7節「強積金預設投資策略」的定義)前，你應考慮自己的風險承受程度及財政狀況。你應注意中銀保誠核心累積基金及中銀保誠65歲後基金並不一定適合你，而中銀保誠核心累積基金及中銀保誠65歲後基金的風險程度及你可承受的風險程度可能出現錯配(基金組合的風險可能比你想要承擔的風險為高)。如你對於強積金預設投資策略是否適合你存有疑問，你應尋求財務及／或專業意見，並在考慮到自身情況之後才進行投資決定。
- 你應注意強積金預設投資策略的實施有可能影響你的強積金投資及累算權益。如你就預設投資策略對你的影響有疑問，我們建議你向受託人查詢。
- 強積金保守基金的費用及收費可(i)透過扣除資產收取；或(ii)透過扣除成員賬戶中的單位收取。中銀保誠強積金保守基金採用方式(i)收費，故所列之單位價格／資產淨值／基金表現已反映費用及收費之影響。
- 你不應只依賴這宣傳品來作出任何投資決定，計劃詳情(包括風險因素、費用及收費及基金資料)請參閱本計劃之強積金計劃說明書。
- 投資涉及風險。成分基金單位價格可跌亦可升。過去的表現並不代表未來的表現。

Important Information

- You should consider your own risk tolerance level and financial circumstances before making any investment choices. When, in your selection of Constituent Funds, you are in doubt as to whether a certain Constituent Fund is suitable for you (including whether it is consistent with your investment objectives), you should seek financial and/or professional advice and choose the Constituent Fund(s) most suitable for you taking into account your circumstances.
- You should consider your own risk tolerance level and financial circumstances before investing in the MPF Default Investment Strategy (as defined in section 6.7 *MPF Default Investment Strategy* in the MPF Scheme Brochure of BOC-Prudential Easy-Choice Mandatory Provident Fund Scheme (the "Scheme")). You should note that the BOC-Prudential Core Accumulation Fund and the BOC-Prudential Age 65 Plus Fund may not be suitable for you, and there may be a risk mismatch between the BOC- Prudential Core Accumulation Fund and the BOC-Prudential Age 65 Plus Fund and your risk profile (the resulting portfolio risk may be greater than your risk preference). You should seek financial and/or professional advice if you are in doubt as to whether the MPF Default Investment Strategy is suitable for you, and make the investment decision most suitable for you taking into account your circumstances.
- You should note that the implementation of the MPF Default Investment Strategy may have an impact on your MPF investments and accrued benefits. We recommend that you consult with the Trustee if you have doubts on how you are being affected.
- Fees and charges of a MPF conservative fund can be deducted from either (i) the assets of the fund or (ii) members' account by way of unit deduction. The BOC-Prudential MPF Conservative Fund uses method (i) and, therefore, unit prices/NAV/fund performance quoted have incorporated the impact of fees and charges.
- You should not solely rely on the stand-alone marketing material to make any investment decision. Please refer to the MPF Scheme Brochure of the Scheme for further details (including risk factors, fees and charges, and fund information).
- Investment involves risks. Prices of units of the Constituent Funds may go down as well as up. The past performance information is not indicative of future performance.

投資政策 INVESTMENT POLICY

中銀保誠中國股票基金為一股票基金，旨在向投資者提供長期的資本增長，中銀保誠中國股票基金持有的非現金資產最少70%將投資於傘子單位信託⁹的中國股票基金。投資經理現時的意向是在一般情況下，有關子基金將在《規例》¹⁰附表1和積金局¹¹不時發出的相關守則和指引所准許下，主要投資於活動及業務與中華人民共和國的經濟發展有密切聯繫的香港上市公司的股票及股票相關證券(包括認股權證和可換股證券)。此子基金可以少於其資產淨值的30%直接透過互聯互通機制¹²，及/或由投資經理酌情決定，間接地透過投資於緊貼指數集體投資計劃及/或其他認可單位信託或認可互惠基金¹⁶投資於中國A股，以觸及中華人民共和國的證券市場。此子基金亦可投資於在中國內地及香港以外的證券交易所上市/掛牌的證券，該等證券可於紐約、倫敦或新加坡的證券交易所上市，例如美國預託證券及全球預託證券等證券，條件是該等證券是由其活動及業務與中華人民共和國的經濟發展有密切聯繫的公司發行的。投資經理可按情況不時調整投資項目的地理分佈。有關子基金亦可投資於緊貼指數集體投資計劃及其他准許的證券¹⁵。投資範圍或包括現金、定期存款、貨幣市場或定息證券。中銀保誠中國股票基金的風險程度一般被視為高²。

The BOC-Prudential China Equity Fund is an equity fund which aims to provide investors with long-term capital growth by investing at least 70% of the BOC-Prudential China Equity Fund's non-cash assets in the China equity sub-fund of the Umbrella Unit Trust⁹. It is the current intention of the Investment Manager that the sub-fund will, under normal circumstances, invest primarily in Hong Kong listed equities and equity-related securities (including warrants and convertible securities) of companies whose activities and business are closely related to the economic development of the People's Republic of China, as permitted under Schedule 1 to the Regulation¹⁰ and the relevant codes and guidelines issued by the MPFA¹¹ from time to time. The sub-fund may invest less than 30% of its net asset value in China A-shares directly through the Stock Connect¹² and/or at the discretion of the Investment Manager, indirectly through investments in ITCIS¹ and/or Other Authorized Unit Trusts or Authorized Mutual Funds¹⁶ so as to gain exposure to the stock markets of the People's Republic of China. The sub-fund may also invest in other China related securities listed or quoted outside Mainland China and Hong Kong if such securities are issued by companies whose activities and business are closely related to the economy development of the People's Republic of China. These securities may be listed on the stock exchanges in New York, London or Singapore, such as ADRs (American depository receipts) and GDRs (global depository receipts). The Investment Manager may adjust the geographic allocation of the investment as it deems appropriate from time to time. The sub-fund may also invest in ITCIS¹ and Other Permitted Securities¹⁵. Where appropriate, cash, time deposits, money market or fixed income securities may be considered. The risk level of the BOC-Prudential China Equity Fund is generally regarded as high².

基金資料 Fund Data

基金總值(百萬) Fund Size (Million)	港元 HKD 7,331.21	Risk Level ²
推出日期 Launch Date	15/10/2007	風險程度
報價貨幣 Currency	港元 HKD	
單位價格 NAV ¹	港元 HKD 7.6274	High 高
基金風險標記 Fund Risk Indicator ³	31.25%	
風險級別 Risk Class ⁴	7	
基金開支比率 Fund Expense Ratio ⁵	1.75918%	

基金表現按港元計算 Performance in HKD⁶

	3個月 3 Months	年度至今 Year-To-Date	1年 1 Year	3年 3 Years	5年 5 Years	10年 10 Years	成立至今 Since Inception
累積回報 (%) Cumulative Return	24.29	28.45	18.88	-20.71	-7.54	8.08	-23.73
年化回報 (%) Annualized Return	不適用 N/A	不適用 N/A	18.88	-7.44	-1.56	0.78	-1.58

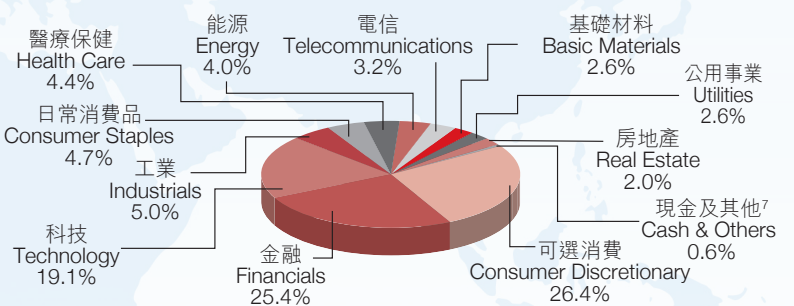
年度回報按港元計算 Calendar Year Performance in HKD⁶

	2019	2020	2021	2022	2023
實際回報 (%) Actual Return	16.51	17.74	-16.17	-21.49	-16.27

十大資產項目 Top Ten Holdings

證券項目 Security Holdings	佔資產淨值之百分比 % of NAV
1 ALIBABA GROUP HOLDING LTD 阿里巴巴集團控股有限公司	9.5%
2 CHINAAMC CSI 300 INDEX ETF 華夏滬深 300 指數 ETF	9.0%
3 TENCENT HOLDINGS LTD 騰訊控股有限公司	8.4%
4 MEITUAN-W-CLASS B 美團 -W-B 類別	5.8%
5 CHINA CONSTRUCTION BANK-H 中國建設銀行股份有限公司 -H	3.3%
6 JD.COM INC-CLASS A 京東集團股份有限公司 -A 類別	2.7%
7 IND & COMM BK OF CHINA-H 中國工商銀行股份有限公司 -H	2.3%
8 XIAOMI CORP-CLASS B 小米集團 -B 類別	2.2%
9 BYD CO LTD-H 比亞迪股份有限公司 -H	2.2%
10 PING AN INSURANCE GROUP CO-H 中國平安保險 (集團) 股份有限公司 -H	1.9%

基金資產分佈* Asset Allocation*



* 此成分基金之行業分類及資產分佈已作出更新。

* The sector classification and asset allocation for this Constituent Fund has been updated.

◆ 計劃詳情(包括風險因素、費用及收費及基金資料)請參閱本計劃之強積金計劃說明書。

◆ Please refer to the MPF Scheme Brochure of the Scheme for further details (including risk factors, fees and charges, and fund information).

投資涉及風險。成分基金單位價格可跌亦可升。過去表現並不代表未來的表現。

Investment involves risks. Prices of units of the Constituent Funds may go down as well as up. The past performance information is not indicative of future performance.

投資政策 INVESTMENT POLICY

中銀保誠香港股票基金為一股票基金，旨在爭取長期的資本增長，中銀保誠香港股票基金持有的非現金資產最少70%將投資於傘子單位信託⁹的香港股票子基金。在一般情況下，有關子基金將在《規例》¹⁰附表1和積金局¹¹不時發出的相關守則和指引所准許下，主要投資於其營運或業務主要在香港之公司或與香港經濟具直接或間接關係之公司(包括其股份在香港上市的公司)的上市股票及股票相關證券。有關子基金可將不多於其資產淨值的10%投資於因透過互聯互通機制交易或其業務或營運設於香港或與香港有關而與香港直接或間接相關的中國A股。投資經理亦可酌情決定，間接地透過投資於緊貼指數集體投資計劃及/或其他認可單位信託或認可互惠基金¹⁶投資於該等中國A股。有關子基金亦可投資於緊貼指數集體投資計劃及其他准許的證券¹⁵。投資範圍或包括現金、定期存款、貨幣市場或定息證券。中銀保誠香港股票基金的風險程度一般被視為高²。

The BOC-Prudential Hong Kong Equity Fund is an equity fund which aims to provide investors with long-term capital growth by investing at least 70% of the BOC-Prudential Hong Kong Equity Fund's non-cash assets in the Hong Kong equity sub-fund of the Umbrella Unit Trust⁹. Under normal circumstances, the sub-fund will invest mainly in the listed equities and equity-related securities of companies having operations or business principally in Hong Kong or linked either directly or indirectly to the Hong Kong economy (including companies whose shares are listed in Hong Kong), as permitted under Schedule 1 to the Regulation¹⁰ and the relevant codes and guidelines issued by the MPFA¹¹ from time to time. The sub-fund may invest not more than 10% of its net asset value in China A-shares which are directly or indirectly related to Hong Kong by either being traded through the Stock Connect or having business or operations in or relations to Hong Kong. The Investment Manager also has a discretion to invest in these China A-shares, indirectly through investments in ITCIS[†] and/or Other Authorized Unit Trusts or Authorized Mutual Funds¹⁶. The sub-fund may also invest in ITCIS[†] and Other Permitted Securities¹⁵. Where appropriate, cash, time deposits, money market or fixed income securities may be considered. The risk level of the BOC-Prudential Hong Kong Equity Fund is generally regarded as high².

基金資料 Fund Data

基金總值(百萬) Fund Size (Million)	港元 HKD 10,597.16	Risk Level ²
推出日期 Launch Date	15/04/2003	風險程度
報價貨幣 Currency	港元 HKD	
單位價格 NAV ¹	港元 HKD 38.7040	
基金風險標記 Fund Risk Indicator ³	28.28%	High 高
風險級別 Risk Class ⁴	7	
基金開支比率 Fund Expense Ratio ⁵	1.67262%	

基金表現按港元計算 Performance in HKD⁶

	3個月 3 Months	年度至今 Year-To-Date	1年 1 Year	3年 3 Years	5年 5 Years	10年 10 Years	成立至今 Since Inception
累積回報 (%) Cumulative Return	21.85	25.80	19.72	-14.08	-6.64	14.65	287.04
年化回報 (%) Annualized Return	不適用 N/A	不適用 N/A	19.72	-4.93	-1.36	1.38	6.50

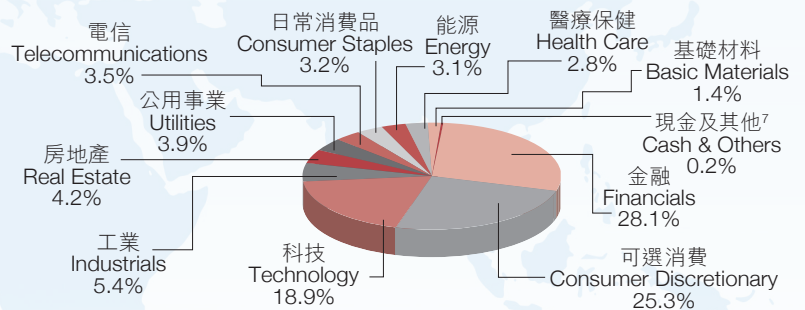
年度回報按港元計算 Calendar Year Performance in HKD⁶

	2019	2020	2021	2022	2023
實際回報 (%) Actual Return	12.47	11.42	-15.50	-17.19	-12.64

十大資產項目 Top Ten Holdings

證券項目 Security Holdings	佔資產淨值之百分比 % of NAV
1 ALIBABA GROUP HOLDING LTD 阿里巴巴集團控股有限公司	10.5%
2 TENCENT HOLDINGS LTD 騰訊控股有限公司	9.4%
3 HSBC HOLDINGS PLC 滙豐控股有限公司	7.4%
4 MEITUAN-W-CLASS B 美團 -W-B 類別	5.4%
5 AIA GROUP LTD 友邦保險控股有限公司	4.5%
6 CHINA CONSTRUCTION BANK-H 中國建設銀行股份有限公司 -H	2.9%
7 JD.COM INC-CLASS A 京東集團股份有限公司 -A 類別	2.3%
8 HONG KONG EXCHANGES & CLEAR 香港交易及結算所有限公司	2.3%
9 XIAOMI CORP-CLASS B 小米集團 -B 類別	2.1%
10 IND & COMM BK OF CHINA-H 中國工商銀行股份有限公司 -H	2.0%

基金資產分佈* Asset Allocation*



* 此成分基金之行業分類及資產分佈已作出更新。

* The sector classification and asset allocation for this Constituent Fund has been updated.

◆ 計劃詳情(包括風險因素、費用及收費及基金資料)請參閱本計劃之強積金計劃說明書。

◆ Please refer to the MPF Scheme Brochure of the Scheme for further details (including risk factors, fees and charges, and fund information).

投資涉及風險。成分基金單位價格可跌亦可升。過去表現並不代表未來的表現。


Investment involves risks. Prices of units of the Constituent Funds may go down as well as up. The past performance information is not indicative of future performance.

投資政策 INVESTMENT POLICY

中銀保誠日本股票基金為一股票基金，旨在尋求長期的資本增長，主要投資於傘子單位信託⁹的日本股票子基金。在一般情況下，有關子基金將在《規例》¹⁰附表1和積金局¹¹不時發出的相關守則和指引所准許下，主要投資於業務與日本的經濟發展和增長有緊密關連的公司的上市股票及股票相關證券(包括認股權證、可換股證券、美國預託證券、環球預托證券)。有關子基金亦可投資於緊貼指數集體投資計劃及其他准許的證券¹⁵。投資範圍或包括現金、定期存款、貨幣市場或定息證券。中銀保誠日本股票基金的風險程度一般被視為高²。

The BOC-Prudential Japan Equity Fund is an equity fund which aims to achieve long-term capital growth by investing primarily in the Japan equity sub-fund of the Umbrella Unit Trust⁹. Under normal circumstances, the sub-fund will invest primarily in listed equities and equity-related securities (including warrants, convertible securities, ADRs (American depository receipts) and GDRs (global depository receipts)) of companies whose activities are closely related to the economic development and growth of the Japan economy, as permitted under Schedule 1 to the Regulation¹⁰ and the relevant codes and guidelines issued by the MPFA¹¹ from time to time. The sub-fund may also invest in ITCIS¹ and Other Permitted Securities¹⁵. Where appropriate, cash, time deposits, money market or fixed income securities may be considered. The risk level of the BOC-Prudential Japan Equity Fund is generally regarded as high².

基金資料 Fund Data

基金總值(百萬) Fund Size (Million)	港元 HKD 1,226.03	Risk Level ² 風險程度
推出日期 Launch Date	03/10/2006	
報價貨幣 Currency	港元 HKD	 High 高
單位價格 NAV ¹	港元 HKD 12.1566	
基金風險標記 Fund Risk Indicator ³	12.94%	
風險級別 Risk Class ⁴	5	
基金開支比率 Fund Expense Ratio ⁵	1.66542%	

基金表現按港元計算 Performance in HKD⁶

	3個月 3 Months	年度至今 Year-To-Date	1年 1 Year	3年 3 Years	5年 5 Years	10年 10 Years	成立至今 Since Inception
累積回報 (%) Cumulative Return	1.16	11.73	17.92	14.65	39.91	48.53	21.57
年化回報 (%) Annualized Return	不適用 N/A	不適用 N/A	17.92	4.66	6.95	4.04	1.09

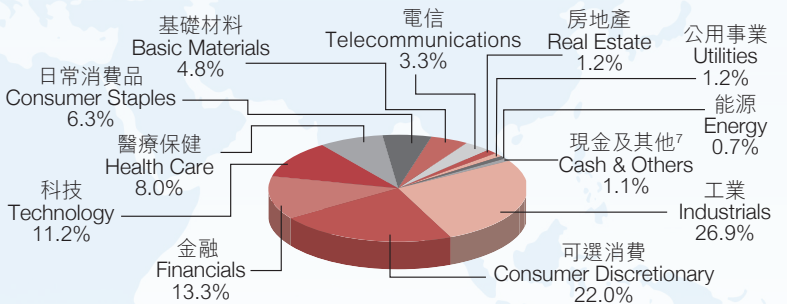
年度回報按港元計算 Calendar Year Performance in HKD⁶

	2019	2020	2021	2022	2023
實際回報 (%) Actual Return	14.92	7.21	3.14	-13.00	21.74

十大資產項目 Top Ten Holdings

證券項目 Security Holdings	佔資產淨值之百分比 % of NAV
1 TOYOTA MOTOR CORP	4.4%
2 HITACHI LTD	2.3%
3 SONY GROUP CORP	2.2%
4 MITSUBISHI UFJ FINANCIAL GROUP	2.1%
5 TOKYO ELECTRON LTD	1.8%
6 KEYENCE CORP	1.8%
7 RECRUIT HOLDINGS CO LTD	1.8%
8 SHIN-ETSU CHEMICAL CO LTD	1.7%
9 SUMITOMO MITSUI FINANCIAL GR	1.6%
10 MITSUBISHI HEAVY INDUSTRIES	1.6%

基金資產分佈* Asset Allocation*



* 此成分基金之行業分類及資產分佈已作出更新。

* The sector classification and asset allocation for this Constituent Fund has been updated.

◆ 計劃詳情(包括風險因素、費用及收費及基金資料)請參閱本計劃之強積金計劃說明書。

◆ Please refer to the MPF Scheme Brochure of the Scheme for further details (including risk factors, fees and charges, and fund information).

投資涉及風險。成分基金單位價格可跌亦可升。過去表現並不代表未來的表現。


Investment involves risks. Prices of units of the Constituent Funds may go down as well as up. The past performance information is not indicative of future performance.

投資政策 INVESTMENT POLICY

中銀保誠亞洲股票基金為一股票基金，旨在爭取長期的資本增長，中銀保誠亞洲股票基金持有的非現金資產最少70%將投資於傘子單位信託⁹的亞洲股票子基金。在一般情況下，有關子基金將主要投資於《規例》¹⁰附表1和積金局¹¹不時發出的相關守則和指引所准許的亞洲各個股票市場的股票及股票相關證券，包括但不限於澳洲、紐西蘭、中國大陸、香港、印度、南韓、新加坡、馬來西亞、臺灣及泰國的股票市場，亦可能投資於以亞洲以外為基地，但在亞洲投資或營業的公司。該子基金可以少於其資產淨值的30%直接透過互聯互通機制¹²，及/或由投資經理酌情決定，間接地透過投資於緊貼指數集體投資計劃及/或其他認可單位信託或認可互惠基金¹⁶投資於中國A股。該子基金將不會投資於日本股票市場。有關子基金亦可投資於緊貼指數集體投資計劃及其他准許的證券¹⁵。投資範圍或包括現金、定期存款、貨幣市場或定息證券。中銀保誠亞洲股票基金的風險程度一般被視為高²。

The BOC-Prudential Asia Equity Fund is an equity fund which aims to achieve long-term capital growth by investing at least 70% of the BOC-Prudential Asia Equity Fund's non-cash assets in the Asia equity sub-fund of the Umbrella Unit Trust⁹. Under normal circumstances, the sub-fund will invest mainly in equities and equity-related securities in the various stock markets in Asia as permitted under Schedule 1 to the Regulation¹⁰ and the relevant codes and guidelines issued by the MPFA¹¹ from time to time including but not limited to those in Australia, New Zealand, Mainland China, Hong Kong, India, South Korea, Singapore, Malaysia, Taiwan and Thailand. Access to individual markets may be made by investing in companies based in non-Asian jurisdictions but invest or operate in Asia. The sub-fund may invest less than 30% of its net asset value in China A-shares directly through the Stock Connect¹² and/or at the discretion of the Investment Manager, indirectly through investments in ITCIS[†] and/or Other Authorized Unit Trusts or Authorized Mutual Funds¹⁶. It is intended that the sub-fund will not invest in equities in Japan. The sub-fund may also invest in ITCIS[†] and Other Permitted Securities¹⁵. Where appropriate, cash, time deposits, money market or fixed income securities may be considered. The risk level of the BOC-Prudential Asia Equity Fund is generally regarded as high².

基金資料 Fund Data

基金總值(百萬) Fund Size (Million)	港元 HKD 3,677.51	Risk Level ² 風險程度
推出日期 Launch Date	03/10/2006	
報價貨幣 Currency	港元 HKD	 High 高
單位價格 NAV ¹	港元 HKD 19.1291	
基金風險標記 Fund Risk Indicator ³	16.74%	
風險級別 Risk Class ⁴	6	
基金開支比率 Fund Expense Ratio ⁵	1.71947%	

基金表現按港元計算 Performance in HKD⁶

	3個月 3 Months	年度至今 Year-To-Date	1年 1 Year	3年 3 Years	5年 5 Years	10年 10 Years	成立至今 Since Inception
累積回報 (%) Cumulative Return	8.72	18.88	26.22	3.33	32.61	45.74	91.29
年化回報 (%) Annualized Return	不適用 N/A	不適用 N/A	26.22	1.10	5.81	3.84	3.67

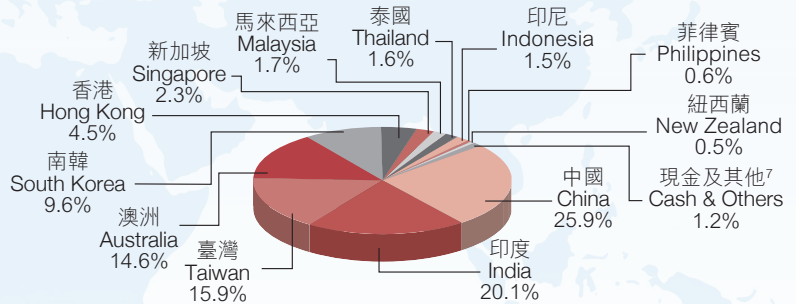
年度回報按港元計算 Calendar Year Performance in HKD⁶

	2019	2020	2021	2022	2023
實際回報 (%) Actual Return	14.74	17.69	0.22	-16.96	5.00

十大資產項目 Top Ten Holdings

證券項目 Security Holdings	佔資產淨值之百分比 % of NAV
1 TAIWAN SEMICONDUCTOR MANUFACTURING 台灣積體電路製造股份有限公司	8.2%
2 TENCENT HOLDINGS LTD 騰訊控股有限公司	4.1%
3 ALIBABA GROUP HOLDING LTD 阿里巴巴集團控股有限公司	2.8%
4 SAMSUNG ELECTRONICS CO LTD	2.5%
5 BHP GROUP LTD	1.7%
6 COMMONWEALTH BANK OF AUSTRALIA	1.7%
7 MEITUAN-W-CLASS B 美團 -W-B 類別	1.3%
8 RELIANCE INDUSTRIES LTD	1.2%
9 AIA GROUP LTD 友邦保險控股有限公司	1.2%
10 HDFC BANK LIMITED	1.2%

基金資產分佈 Asset Allocation



◆ 計劃詳情(包括風險因素、費用及收費及基金資料)請參閱本計劃之強積金計劃說明書。

◆ Please refer to the MPF Scheme Brochure of the Scheme for further details (including risk factors, fees and charges, and fund information).

投資涉及風險。成分基金單位價格可跌亦可升。過去表現並不代表未來的表現。


Investment involves risks. Prices of units of the Constituent Funds may go down as well as up. The past performance information is not indicative of future performance.

投資政策 INVESTMENT POLICY

中銀保誠環球股票基金為一股票基金，其持有的非現金資產最少70%將投資於(1)傘子單位信託⁹的環球股票、亞洲股票、中國股票、香港股票、日本股票及歐洲股票子基金(統稱為「股票子基金」)組合或(2)股票子基金及由投資經理管理並與股票相關的緊貼指數集體投資計劃之組合，以爭取長期的資本增長。在適當情況下，投資經理亦可酌情決定投資於並非由投資經理所管理的其他緊貼指數集體投資計劃，以達到如分散風險或觸及相關市場之目的。中銀保誠環球股票基金的投資組合於各國家及地區之間的分配可能根據投資經理的酌情權及對現時和預測的市場狀況之看法而改變，因此，中銀保誠環球股票基金的投資組合可能集中於某(些)國家或地區。在一般情況下，股票子基金將投資大部份資產於《規例》¹⁰附表1和積金局¹¹不時發出的相關守則和指引所准許的環球股票及股票相關證券，包括但不限於美國、歐洲、中國大陸、日本、香港及其他主要亞洲市場。股票子基金亦可投資於緊貼指數集體投資計劃及其他准許的證券¹⁵。若干傘子單位信託⁹的子基金及/或緊貼指數集體投資計劃可投資於中國A股。中銀保誠環球股票基金於任何中國A股的總投資額不得超過其資產淨值的15%。投資範圍或包括現金、定期存款、貨幣市場或定息證券。中銀保誠環球股票基金的風險程度一般被視為高²。

The BOC-Prudential Global Equity Fund is an equity fund which seeks to achieve long-term capital growth by investing at least 70% of the BOC-Prudential Global Equity Fund's non-cash assets in (1) a combination of the global equity, Asia equity, China equity, Hong Kong equity, Japan equity and European equity sub-funds of the Umbrella Unit Trust⁹ (collectively, the "equity sub-funds") or (2) a combination of the equity sub-funds and equity-related ITCIS[†] managed by the Investment Manager. Where appropriate, the Investment Manager also has a discretion to invest in other ITCIS[†] not managed by the Investment Manager for purposes such as risk diversification or to gain exposure to the relevant market(s). The allocation of the BOC-Prudential Global Equity Fund's portfolio between countries and regions may vary according to the Investment Manager's discretion and perception of prevailing and anticipated market conditions and as a result, the BOC-Prudential Global Equity Fund's portfolio may be concentrated in certain country(ies) or region(s). Under normal circumstances, the equity sub-funds will invest a substantial portion of assets in global equities and equity-related securities as permitted under Schedule 1 to the Regulation¹⁰ and the relevant codes and guidelines issued by the MPFA¹¹ from time to time, including but not limited to the United States, Europe, Mainland China, Japan, Hong Kong and other major Asian markets. The equity sub-funds may also invest in ITCIS[†] and Other Permitted Securities¹⁵. Certain sub-funds of the Umbrella Unit Trust⁹ and/or ITCIS[†] may invest in China A-shares. The BOC-Prudential Global Equity Fund's aggregate exposure to any China A-shares shall not exceed 15% of its net asset value. Where appropriate, cash, time deposits, money market or fixed income securities may be considered. The risk level of the BOC-Prudential Global Equity Fund is generally regarded as high².

基金資料 Fund Data

基金總值(百萬) Fund Size (Million)	港元 HKD 8,554.05	Risk Level ² 風險程度
推出日期 Launch Date	15/04/2003	
報價貨幣 Currency	港元 HKD	 High 高
單位價格 NAV ¹	港元 HKD 48.0946	
基金風險標記 Fund Risk Indicator ³	15.46%	
風險級別 Risk Class ⁴	6	
基金開支比率 Fund Expense Ratio ⁵	1.68668%	

基金表現按港元計算 Performance in HKD⁶

	3個月 3 Months	年度至今 Year-To-Date	1年 1 Year	3年 3 Years	5年 5 Years	10年 10 Years	成立至今 Since Inception
累積回報 (%) Cumulative Return	5.31	16.37	27.69	22.07	66.85	114.13	380.95
年率化回報 (%) Annualized Return	不適用 N/A	不適用 N/A	27.69	6.87	10.78	7.91	7.59

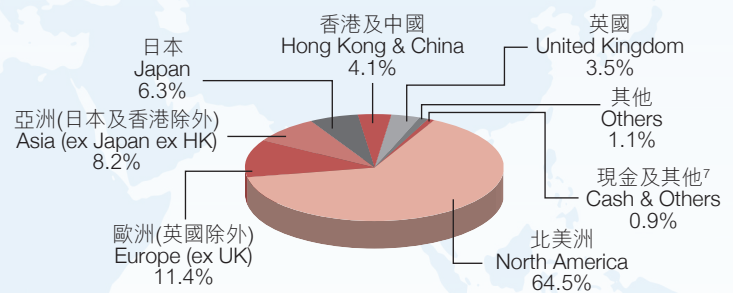
年度回報按港元計算 Calendar Year Performance in HKD⁶

	2019	2020	2021	2022	2023
實際回報 (%) Actual Return	23.79	14.41	18.08	-17.89	19.93

十大資產項目 Top Ten Holdings

證券項目 Security Holdings	佔資產淨值之百分比 % of NAV
1 APPLE INC	4.1%
2 MICROSOFT CORP	3.9%
3 NVIDIA CORP	3.5%
4 AMAZON.COM INC	2.0%
5 META PLATFORMS INC-CLASS A	1.5%
6 ALPHABET INC-CL A	1.2%
7 BROADCOM INC	1.0%
8 TAIWAN SEMICONDUCTOR MANUFACTURING 台灣積體電路製造股份有限公司	1.0%
9 ALPHABET INC-CL C	1.0%
10 ELI LILLY & CO	0.9%

基金資產分佈 Asset Allocation



◆ 計劃詳情(包括風險因素、費用及收費及基金資料)請參閱本計劃之強積金計劃說明書。
◆ Please refer to the MPF Scheme Brochure of the Scheme for further details (including risk factors, fees and charges, and fund information).

投資涉及風險。成分基金單位價格可跌亦可升。過去表現並不代表未來的表現。
Investment involves risks. Prices of units of the Constituent Funds may go down as well as up. The past performance information is not indicative of future performance.

投資政策 INVESTMENT POLICY

中銀保誠中證香港100指數基金為一股票基金，旨在尋求長期的資本增長，主要投資於投資經理所選擇的一個緊貼指數集體投資計劃。目前，中銀保誠中證香港100指數基金僅投資於緊貼指數集體投資計劃——標智中證香港100指數基金™。標智中證香港100指數基金™是一個在交易所買賣的指數追蹤基金，旨在透過採用代表性抽樣策略來追蹤中證香港100指數之表現。中銀保誠中證香港100指數基金的風險程度一般被視為高²。

The BOC-Prudential CSI HK 100 Tracker Fund is an equity fund which aims to achieve long-term capital growth by investing primarily in an ITCIS[†] selected by the Investment Manager. Currently, the BOC-Prudential CSI HK 100 Tracker Fund invests exclusively in the ITCIS[†] – W.I.S.E. – CSI HK 100 Tracker™, an index-tracking exchange traded fund which seeks to track the performance of the CSI Hong Kong 100 Index by adopting a representative sampling strategy. The risk level of the BOC-Prudential CSI HK 100 Tracker Fund is generally regarded as high².

基金資料 Fund Data

基金總值(百萬) Fund Size (Million)	港元 HKD 1,880.06	Risk Level ² 風險程度
推出日期 Launch Date	03/09/2012	
報價貨幣 Currency	港元 HKD	High 高
單位價格 NAV ¹	港元 HKD 13.3236	
基金風險標記 Fund Risk Indicator ³	29.18%	
風險級別 Risk Class ⁴	7	
基金開支比率 Fund Expense Ratio ⁵	1.00394%	

基金表現按港元計算 Performance in HKD⁶

	3個月 3 Months	年度至今 Year-To-Date	1年 1 Year	3年 3 Years	5年 5 Years	10年 10 Years	成立至今 Since Inception
累積回報 (%) Cumulative Return	22.84	28.52	22.11	-9.44	-1.81	17.01	33.24
年化回報 (%) Annualized Return	不適用 N/A	不適用 N/A	22.11	-3.25	-0.36	1.58	2.40
基準指數* (累積回報)(%) Benchmark Index* (Cumulative Return)	23.35	29.64	23.44	-6.46	3.54	41.49	79.27
基準指數* (年化回報)(%) Benchmark Index* (Annualized Return)	不適用 N/A	不適用 N/A	23.44	-2.20	0.70	3.53	4.95

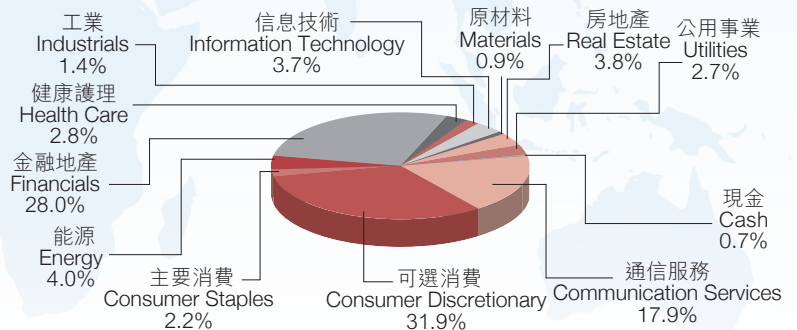
年度回報按港元計算 Calendar Year Performance in HKD⁶

	2019	2020	2021	2022	2023
實際回報 (%) Actual Return	13.27	10.72	-14.81	-16.43	-11.13
基準指數* (實際回報)(%) Benchmark Index* (Actual Return)	14.67	12.07	-14.24	-15.46	-10.23

十大資產項目 Top Ten Holdings

證券項目 Security Holdings	佔資產淨值之百分比 of NAV
1 ALIBABA GROUP HOLDING LTD 阿里巴巴集團控股有限公司	12.4%
2 TENCENT HOLDINGS LTD 騰訊控股有限公司	10.1%
3 HSBC HOLDINGS PLC 滙豐控股有限公司	7.2%
4 MEITUAN-W-CLASS B 美團 -W-B 類別	5.8%
5 AIA GROUP LTD 友邦保險控股有限公司	4.2%
6 CHINA CONSTRUCTION BANK-H 中國建設銀行股份有限公司-H	3.9%
7 CHINA MOBILE LTD 中國移動有限公司	2.5%
8 JD.COM INC-CLASS A 京東集團股份有限公司-A 類別	2.3%
9 HONG KONG EXCHANGES & CLEAR 香港交易及結算所有限公司	2.3%
10 IND & COMM BK OF CHINA-H 中國工商銀行股份有限公司 -H	2.2%

基金資產分佈 Asset Allocation



* 中證香港100全收益指數 (港元) 被採用為基準指數 (資料來源: 中証指數有限公司) * CSI HK 100 Total Return Index (HKD) is used as the benchmark index (Source: China Securities Index Co., Ltd).

- ◆ 計劃詳情 (包括風險因素、費用及收費及基金資料) 請參閱本計劃之強積金計劃說明書。
- ◆ Please refer to the MPF Scheme Brochure of the Scheme for further details (including risk factors, fees and charges, and fund information).

投資涉及風險。成分基金單位價格可跌亦可升。過去表現並不代表未來的表現。
Investment involves risks. Prices of units of the Constituent Funds may go down as well as up. The past performance information is not indicative of future performance.

投資政策 INVESTMENT POLICY

中銀保誠歐洲指數追蹤基金為一股票基金，旨在尋求長期的資本增長，主要投資於投資經理所選擇的一個緊貼指數集體投資計劃。目前，中銀保誠歐洲指數追蹤基金僅投資於緊貼指數集體投資計劃——中銀保誠歐洲指數基金。中銀保誠歐洲指數基金是中銀保誠指數基金系列的一個分支基金，投資於在英國及其他歐洲大陸國家的證券交易所買賣的證券投資組合。中銀保誠歐洲指數基金主要透過採用代表性抽樣策略力求提供緊貼富時強積金歐洲指數(非對沖)(FTSE MPF Europe Index (unhedged))表現的投資表現(扣除費用及支出之前)。在這策略下，中銀保誠歐洲指數基金的資產投資於由中銀保誠歐洲指數基金的基金經理利用定量分析模式選定的富時強積金歐洲指數(非對沖)成分證券的代表性樣本，並根據該定量分析模式，按每隻股票的資本值、行業和基本投資特性而考慮將其納入中銀保誠歐洲指數基金內。中銀保誠歐洲指數追蹤基金的風險程度一般被視為高²。

The BOC-Prudential European Index Tracking Fund is an equity fund which aims to achieve long-term capital growth by investing primarily in an ITCIS¹ selected by the Investment Manager. Currently, the BOC-Prudential European Index Tracking Fund exclusively invests in the ITCIS¹ – the BOC-Prudential European Index Fund, a sub-fund of the BOC-Prudential Index Fund Series, which invests in a portfolio of securities traded on the stock exchanges in the United Kingdom and in other continental European countries. The BOC-Prudential European Index Fund seeks to provide investment performance (before fees and expenses) that tracks the performance of the FTSE MPF Europe Index (unhedged) primarily by adopting a representative sampling strategy. Under such strategy, assets of the BOC-Prudential European Index Fund will be invested in a representative sample of constituent securities of the FTSE MPF Europe Index (unhedged) selected by the manager of the BOC-Prudential European Index Fund using quantitative analytical models, under which each stock is considered for inclusion in the BOC-Prudential European Index Fund based on its capitalisation, industry and fundamental investment characteristics. The risk level of the BOC-Prudential European Index Tracking Fund is generally regarded as high².

基金資料 Fund Data

基金總值(百萬) Fund Size (Million)	港元 HKD 1,361.39	Risk Level ²
推出日期 Launch Date	03/09/2012	風險程度
報價貨幣 Currency	港元 HKD	
單位價格 NAV ¹	港元 HKD 22.2700	
基金風險標記 Fund Risk Indicator ³	15.78%	High 高
風險級別 Risk Class ⁴	6	
基金開支比率 Fund Expense Ratio ⁵	1.04498%	

基金表現按港元計算 Performance in HKD⁶

	3個月 3 Months	年度至今 Year-To-Date	1年 1 Year	3年 3 Years	5年 5 Years	10年 10 Years	成立至今 Since Inception
累積回報 (%) Cumulative Return	4.56	10.76	20.88	19.21	46.66	75.02	122.70
年率化回報 (%) Annualized Return	不適用 N/A	不適用 N/A	20.88	6.03	7.96	5.76	6.85
富時強積金歐洲指數(對沖) [#] (累積回報)(%) FTSE MPF Europe Index (hedged) [#] (Cumulative Return)	4.81	12.36	22.86	24.28	56.94	97.05	167.40
富時強積金歐洲指數(對沖) [#] (年率化回報)(%) FTSE MPF Europe Index (hedged) [#] (Annualized Return)	不適用 N/A	不適用 N/A	22.86	7.51	9.43	7.02	8.48
富時強積金歐洲指數(非對沖) [#] (累積回報)(%) FTSE MPF Europe Index (unhedged) [#] (Cumulative Return)	6.34	12.63	24.98	21.54	55.15	79.94	144.14
富時強積金歐洲指數(非對沖) [#] (年率化回報)(%) FTSE MPF Europe Index (unhedged) [#] (Annualized Return)	不適用 N/A	不適用 N/A	24.98	6.72	9.18	6.05	7.67

年度回報按港元計算 Calendar Year Performance in HKD⁶

	2019	2020	2021	2022	2023
實際回報 (%) Actual Return	22.71	3.74	17.62	-13.32	17.42
富時強積金歐洲指數(對沖) [#] (實際回報)(%) FTSE MPF Europe Index (hedged) [#] (Actual Return)	25.00	4.48	19.41	-12.56	19.33
富時強積金歐洲指數(非對沖) [#] (實際回報)(%) FTSE MPF Europe Index (unhedged) [#] (Actual Return)	23.85	6.19	17.13	-15.37	20.71

十大資產項目 Top Ten Holdings

證券項目 Security Holdings	佔資產淨值之百分比 of NAV
1 NOVO NORDISK A/S-B	3.1%
2 ASML HOLDING NV	2.8%
3 NESTLE SA-REG	2.2%
4 SAP SE	2.1%
5 NOVARTIS AG-REG	2.0%
6 ASTRAZENCA PLC	1.9%
7 ROCHE HOLDING AG-GENUSSCHEIN	1.9%
8 SHELL PLC	1.8%
9 LVMH MOET HENNESSY LOUIS VUI	1.6%
10 HSBC HOLDINGS PLC	1.4%

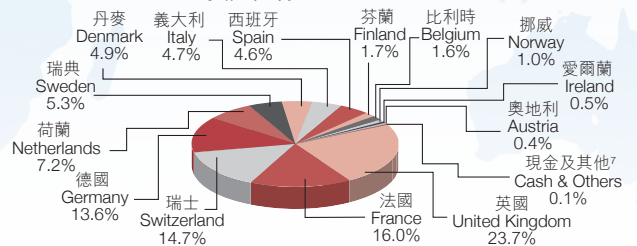
* 相關緊貼指數集體投資計劃(中銀保誠歐洲指數基金)緊貼富時強積金歐洲指數(非對沖)的表現，然而，為了作基金表現比較之用，將在此採用一個貨幣對沖指數，即富時強積金歐洲對沖指數¹³，其對沖指數中超出65%的非港幣貨幣風險，以確保符合《規例》¹⁰ 附表 1 第 16 條要求的至少 30% 的港幣貨幣風險要求(「貨幣風險要求」)。此表現比較參考進一步方便成員了解中銀保誠歐洲指數追蹤基金的表現。

資料來源：富時國際有限公司(「富時」)

* While the underlying ITCIS¹ (BOC-Prudential European Index Fund) tracks the performance of the FTSE MPF Europe Index (unhedged), a currency hedged index, namely FTSE MPF Europe Hedged Index¹³, which hedges non-Hong Kong Dollar currency exposure in the index in excess of 65% to ensure compliance with the minimum 30% HKD currency exposure under section 16 of Schedule 1 to the Regulation¹⁰ ("Currency Exposure Requirement"), will be adopted here for fund performance comparison purpose. Such performance comparison reference further facilitates members to apprehend the performance of BOC-Prudential European Index Tracking Fund.

Source from : FTSE International Limited ("FTSE")

基金資產分佈 Asset Allocation



◆ 計劃詳情(包括風險因素、費用及收費及基金資料)請參閱本計劃之強積金計劃說明書。

◆ Please refer to the MPF Scheme Brochure of the Scheme for further details (including risk factors, fees and charges, and fund information).

投資涉及風險。成分基金單位價格可跌亦可升。過去表現並不代表未來的表現。

Investment involves risks. Prices of units of the Constituent Funds may go down as well as up. The past performance information is not indicative of future performance.

投資政策 INVESTMENT POLICY

中銀保誠北美指數追蹤基金為一股票基金，旨在尋求長期的資本增長，主要投資於投資經理所選擇的一個緊貼指數集體投資計劃。目前，中銀保誠北美指數追蹤基金僅投資於緊貼指數集體投資計劃——中銀保誠北美指數基金。中銀保誠北美指數基金是中銀保誠指數基金系列的一個分支基金，投資於在北美證券交易所買賣的證券投資組合。中銀保誠北美指數基金主要透過採用代表性抽樣策略力求提供緊貼富時強積金北美指數(非對沖)(FTSE MPF North America Index (unhedged))表現的投資表現(扣除費用及支出之前)。在這策略下，中銀保誠北美指數基金的資產將投資於由中銀保誠北美指數基金的基金經理利用定量分析模式選定的富時強積金北美指數(非對沖)成分證券的代表性樣本，並根據該定量分析模式，按每隻股票的資本值、行業和基本投資特性而考慮將其納入中銀保誠北美指數基金內。中銀保誠北美指數追蹤基金的風險程度一般被視為高²。

The BOC-Prudential North America Index Tracking Fund is an equity fund which aims to achieve long-term capital growth by investing primarily in an ITCIS¹ selected by the Investment Manager. Currently, the BOC-Prudential North America Index Tracking Fund invests exclusively in the ITCIS¹ – the BOC-Prudential North America Index Fund, a sub-fund of the BOC-Prudential Index Fund Series, which invests in a portfolio of securities traded on the stock exchanges in North America. The BOC-Prudential North America Index Fund seeks to provide investment performance (before fees and expenses) that tracks the performance of the FTSE MPF North America Index (unhedged) primarily by adopting a representative sampling strategy. Under such strategy, assets of the BOC-Prudential North America Index Fund will be invested in a representative sample of constituent securities of the FTSE MPF North America Index (unhedged) selected by the manager of the BOC-Prudential North America Index Fund using quantitative analytical models, under which each stock is considered for inclusion in the BOC-Prudential North America Index Fund based on its capitalisation, industry and fundamental investment characteristics. The risk level of the BOC-Prudential North America Index Tracking Fund is generally regarded as high².

基金資料 Fund Data

基金總值(百萬) Fund Size (Million)	港元 HKD 7,853.21	Risk Level ²
推出日期 Launch Date	03/09/2012	風險程度
報價貨幣 Currency	港元 HKD	
單位價格 NAV ¹	港元 HKD 39.0313	
基金風險標記 Fund Risk Indicator ³	17.14%	High 高
風險級別 Risk Class ⁴	6	
基金開支比率 Fund Expense Ratio ⁵	1.02314%	

基金表現按港元計算 Performance in HKD⁶

	3個月 3 Months	年度至今 Year-To-Date	1年 1 Year	3年 3 Years	5年 5 Years	10年 10 Years	成立至今 Since Inception
累積回報 (%) Cumulative Return	5.35	19.36	32.66	30.08	91.34	181.28	290.31
年率化回報 (%) Annualized Return	不適用 N/A	不適用 N/A	32.66	9.16	13.86	10.90	11.93
富時強積金北美指數(對沖) [#] (累積回報(%)) FTSE MPF North America Index (hedged) [#] (Cumulative Return)	5.62	20.40	34.19	34.04	101.13	217.93	358.49
富時強積金北美指數(對沖) [#] (年率化回報(%)) FTSE MPF North America Index (hedged) [#] (Annualized Return)	不適用 N/A	不適用 N/A	34.19	10.26	15.00	12.26	13.43
富時強積金北美指數(非對沖) [#] (累積回報(%)) FTSE MPF North America Index (unhedged) [#] (Cumulative Return)	5.57	20.49	34.26	34.98	101.95	221.93	363.45
富時強積金北美指數(非對沖) [#] (年率化回報(%)) FTSE MPF North America Index (unhedged) [#] (Annualized Return)	不適用 N/A	不適用 N/A	34.26	10.52	15.09	12.40	13.53

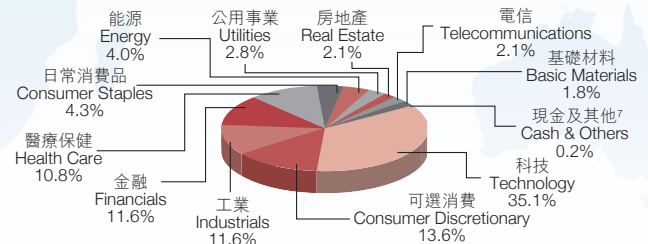
年度回報按港元計算 Calendar Year Performance in HKD⁶

	2019	2020	2021	2022	2023
實際回報 (%) Actual Return	28.81	18.71	25.56	-20.11	24.30
富時強積金北美指數(對沖) [#] (實際回報(%)) FTSE MPF North America Index (hedged) [#] (Actual Return)	30.16	19.80	26.88	-19.38	25.48
富時強積金北美指數(非對沖) [#] (實際回報(%)) FTSE MPF North America Index (unhedged) [#] (Actual Return)	30.29	19.45	27.17	-19.27	26.02

十大資產項目 Top Ten Holdings

證券項目 Security Holdings	佔資產淨值之百分比 of NAV
1 APPLE INC	6.6%
2 MICROSOFT CORP	6.2%
3 NVIDIA CORP	5.5%
4 AMAZON.COM INC	3.4%
5 META PLATFORMS INC-CLASS A	2.4%
6 ALPHABET INC-CL A	1.8%
7 ALPHABET INC-CL C	1.7%
8 BROADCOM INC	1.5%
9 TESLA INC	1.4%
10 ELI LILLY & CO	1.4%

基金資產分佈[#] Asset Allocation[#]



¹ 富時強積金北美指數(非對沖)於2021年3月19日收市後採用新ICB (行業分類基準)分類。此成分基金之行業分類及資產分佈已相應作出更新。

² 相關緊貼指數集體投資計劃 (中銀保誠北美指數基金) 緊貼富時強積金北美指數 (非對沖) 的表現，然而，為了作基金表現比較之用，將在此採用一個貨幣對沖指數，即富時強積金北美對沖指數¹⁴，其對沖指數中超出65%的非港幣貨幣風險，以確保符合貨幣風險要求。此表現比較參考進一步方便成員了解中銀保誠北美指數追蹤基金的表現。

³ 資料來源：富時

⁴ FTSE MPF North America Index (unhedged) adopted the new ICB (Industry Classification Benchmark) classification after the market closed on 19 March 2021. The sector classification and asset allocation for this Constituent Fund has been updated accordingly.

⁵ While the underlying ITCIS¹ (BOC-Prudential North America Index Fund) tracks the performance of the FTSE MPF North America Index (unhedged), a currency hedged index, namely FTSE MPF North America Hedged Index¹⁴, which hedges non-Hong Kong Dollar currency exposure in the index in excess of 65% to ensure compliance with the Currency Exposure Requirement, will be adopted here for fund performance comparison purpose. Such performance comparison reference further facilitates members to apprehend the performance of BOC-Prudential North America Index Tracking Fund.

⁶ Source from : FTSE

◆ 計劃詳情(包括風險因素、費用及收費及基金資料)請參閱本計劃之強積金計劃說明書。

◆ Please refer to the MPF Scheme Brochure of the Scheme for further details (including risk factors, fees and charges, and fund information).

投資涉及風險。成分基金單位價格可跌亦可升。過去表現並不代表未來的表現。

Investment involves risks. Prices of units of the Constituent Funds may go down as well as up. The past performance information is not indicative of future performance.

投資政策 INVESTMENT POLICY


中銀保誠增長基金為一混合資產基金，大部份的資產將投資於股票市場。中銀保誠增長基金將透過投資於(1)傘下單位信託或(2)傘下子基金信託的組合尋求較平均資本增值為高的回報。在適當情況下，投資經理亦可酌量決定投資於並非由投資經理所管理的其他緊貼指數集體投資計劃，以達到如分散風險或觸及相關市場之目的。

中銀保誠增長基金將主要投資於股票子基金以建立其環球股票投資組合，餘下的資產投資於債券子基金。一般情況下，有關子基金將投資大部份資產於《規例》¹⁰附表1和積局¹¹不時發出相關的守則和指引所准許的環球股票及股票相關證券，包括但不限於美國、歐洲、中國大陸、日本、香港及其他主要亞洲市場，其餘將投資於美國、歐洲、中國大陸及其他世界性主要貨幣的環球債券。有關子基金亦可投資於緊貼指數集體投資計劃及其他准許的證券¹⁵。若干傘下單位信託的子基金及/或緊貼指數集體投資計劃可投資於中國A股及/或於中國大陸境內及/或境外發行或分銷的人民幣計值及結算的債務工具。中銀保誠增長基金於任何中國A股的總投資額不得超過其資產淨值的15%及其於人民幣計值及結算的債務工具的總投資額不得超過其資產淨值的15%。中銀保誠增長基金將積極把握世界各地的短期市場機會，及發掘其他具有長遠增長潛力的市場。投資範圍或包括現金、定期存款或貨幣市場證券。中銀保誠增長基金的風險程度一般被視為高²。

The BOC-Prudential Growth Fund is a mixed assets fund for which a majority of its assets will be invested in equities. The BOC-Prudential Growth Fund will seek to achieve a return higher than the average capital appreciation by investing in (1) a combination of sub-funds of the Umbrella Unit Trust⁹ or (2) a combination of sub-funds of the Umbrella Unit Trust⁹ and ITCIS¹ managed by the Investment Manager. Where appropriate, the Investment Manager also has a discretion to invest in other ITCIS¹ not managed by the Investment Manager for purposes such as risk diversification or to gain exposure to the relevant market(s).

The BOC-Prudential Growth Fund will be primarily invested in the equity sub-funds to form a global equity portfolio, with the balance invested in the bond sub-funds. Under normal circumstances, the sub-funds will invest a substantial portion of assets in global equities and equity-related securities as permitted under Schedule 1 to the Regulation¹⁰ and the relevant codes and guidelines issued by the MPFA¹¹ from time to time, including but not limited to the United States, Europe, Mainland China, Japan, Hong Kong and other major Asian markets. The balance will be invested in global bonds with currency exposure in the United States, Europe, Mainland China and others. The sub-funds may also invest in ITCIS¹ and Other Permitted Securities¹⁵. Certain sub-funds of the Umbrella Unit Trust⁹ and/or ITCIS¹ may invest in China A-shares and/or RMB denominated and settled debt instruments issued or distributed outside and/or within Mainland China. The BOC-Prudential Growth Fund's aggregate exposure to any China A-shares shall not exceed 15% of its net asset value and its aggregate exposure to RMB denominated and settled debt instruments shall not exceed 15% of its net asset value. The BOC-Prudential Growth Fund will be actively managed to take advantage of both short-term market opportunities and the long-term growth potential that exist around the world. Where appropriate, cash, time deposits or money market securities may be considered. The risk level of the BOC-Prudential Growth Fund is generally regarded as high².

基金資料 Fund Data

基金總值(百萬) Fund Size (Million)	港元 HKD 13,792.17	Risk Level ² 風險程度  High 高
推出日期 Launch Date	13/12/2000	
報價貨幣 Currency	港元 HKD	
單位價格 NAV ¹	港元 HKD 29.4998	
基金風險標記 Fund Risk Indicator ³	14.85%	
風險級別 Risk Class ⁴	5	
基金開支比率 Fund Expense Ratio ⁵	1.68924%	

基金表現按港元計算 Performance in HKD⁶

	3個月 3 Months	年度至今 Year-To-Date	1年 1 Year	3年 3 Years	5年 5 Years	10年 10 Years	成立至今 Since Inception
累積回報 (%) Cumulative Return	10.11	16.41	22.55	6.46	32.93	59.37	195.00
年化回報 (%) Annualized Return	不適用 N/A	不適用 N/A	22.55	2.11	5.86	4.77	4.65

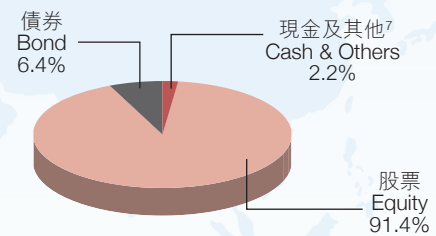
年度回報按港元計算 Calendar Year Performance in HKD⁶

	2019	2020	2021	2022	2023
實際回報 (%) Actual Return	18.03	12.17	4.54	-16.06	7.56

十大資產項目 Top Ten Holdings

證券項目 Security Holdings	佔資產淨值之百分比 % of NAV
1 ALIBABA GROUP HOLDING LTD 阿里巴巴集團控股有限公司	3.2%
2 TENCENT HOLDINGS LTD 騰訊控股有限公司	3.2%
3 HSBC HOLDINGS PLC 滙豐控股有限公司	1.9%
4 MEITUAN-W-CLASS B 美團 -W-B 類別	1.6%
5 TAIWAN SEMICONDUCTOR MANUFACTURING 台灣積體電路製造股份有限公司	1.6%
6 AIA GROUP LTD 友邦保險控股有限公司	1.4%
7 APPLE INC	1.0%
8 MICROSOFT CORP	1.0%
9 NVIDIA CORP	0.9%
10 CHINA CONSTRUCTION BANK-H 中國建設銀行股份有限公司 -H	0.9%

基金資產分佈 Asset Allocation



- ◆ 計劃詳情(包括風險因素、費用及收費及基金資料)請參閱本計劃之強積金計劃說明書。
- ◆ Please refer to the MPF Scheme Brochure of the Scheme for further details (including risk factors, fees and charges, and fund information).

投資涉及風險。成分基金單位價格可跌亦可升。過去表現並不代表未來的表現。
Investment involves risks. Prices of units of the Constituent Funds may go down as well as up. The past performance information is not indicative of future performance.

投資政策 INVESTMENT POLICY


中銀保誠均衡基金為一均衡基金，將透過投資於(1)傘子單位信託⁹的子基金組合或(2)傘子單位信託⁹的子基金及由投資經理管理的緊貼指數集體投資計劃之組合爭取長期的資本增長。在適當情況下，投資經理亦可酌情決定投資於並非由投資經理所管理的其他緊貼指數集體投資計劃，以達到如分散風險或觸及相關市場之目的。

中銀保誠均衡基金將以組合的方式投資於股票及債券子基金。一般情況下，有關子基金將投資於《規例》¹⁰附表1和積金局¹¹不時發出相關的守則和指引所准許的環球股票及股票相關證券，包括但不限於美國、歐洲、中國大陸、日本、香港及其他主要亞洲市場，其餘將投資於美國、歐洲、中國大陸及其他世界性主要貨幣的環球債券。有關子基金亦可投資於緊貼指數集體投資計劃及其他准許的證券¹⁵。若干傘子單位信託⁹的子基金及/或緊貼指數集體投資計劃可投資於中國A股及/或於中國大陸境內及/或境外發行或分銷的人民幣計值及結算的債務工具。中銀保誠均衡基金於任何中國A股的總投資額不得超過其資產淨值的15%及其於人民幣計值及結算的債務工具的總投資額不得超過其資產淨值的15%。中銀保誠均衡基金將積極把握世界各地的短期市場機會，及發掘其他具有長遠增長潛力的市場。投資範圍或包括現金、定期存款或貨幣市場證券。中銀保誠均衡基金的風險程度一般被視為中至高²。

The BOC-Prudential Balanced Fund is a balanced fund which seeks to achieve a long-term capital growth by investing in (1) a combination of sub-funds of the Umbrella Unit Trust⁹ or (2) a combination of sub-funds of the Umbrella Unit Trust⁹ and ITCIS[†] managed by the Investment Manager. Where appropriate, the Investment Manager also has a discretion to invest in other ITCIS[†] not managed by the Investment Manager for purposes such as risk diversification or to gain exposure to the relevant market(s).

The BOC-Prudential Balanced Fund will be invested in a mix of equity and bond sub-funds. Under normal circumstances, the sub-funds will invest a big portion of assets in global equities and equity-related securities as permitted under Schedule 1 to the Regulation¹⁰ and the relevant codes and guidelines issued by the MPFA¹¹ from time to time, including but not limited to the United States, Europe, Mainland China, Japan, Hong Kong and other major Asian markets. The balance will be invested in global bonds with currency exposure in the United States, Europe, Mainland China and others. The sub-funds may also invest in ITCIS[†] and Other Permitted Securities¹⁵. Certain sub-funds of the Umbrella Unit Trust⁹ and/or ITCIS[†] may invest in China A-shares and/or RMB denominated and settled debt instruments issued or distributed outside and/or within Mainland China. The BOC-Prudential Balanced Fund's aggregate exposure to any China A-shares shall not exceed 15% of its net asset value and its aggregate exposure to RMB denominated and settled debt instruments shall not exceed 15% of its net asset value. The BOC-Prudential Balanced Fund will be actively managed to take advantage of both short-term market opportunities and the long-term growth potential that exist around the world. Where appropriate, cash, time deposits or money market securities may be considered. The risk level of the BOC-Prudential Balanced Fund is generally regarded as medium to high².

基金資料 Fund Data

基金總值(百萬) Fund Size (Million)	港元 HKD 7,217.37	Risk Level ² 風險程度
推出日期 Launch Date	13/12/2000	
報價貨幣 Currency	港元 HKD	
單位價格 NAV ¹	港元 HKD 23.7560	
基金風險標記 Fund Risk Indicator ³	11.18%	
風險級別 Risk Class ⁴	5	
基金開支比率 Fund Expense Ratio ⁵	1.67665%	

基金表現按港元計算 Performance in HKD⁶

	3個月 3 Months	年度至今 Year-To-Date	1年 1 Year	3年 3 Years	5年 5 Years	10年 10 Years	成立至今 Since Inception
累積回報 (%) Cumulative Return	7.82	9.37	15.80	-2.33	12.89	26.16	137.56
年化回報 (%) Annualized Return	不適用 N/A	不適用 N/A	15.80	-0.78	2.45	2.35	3.70

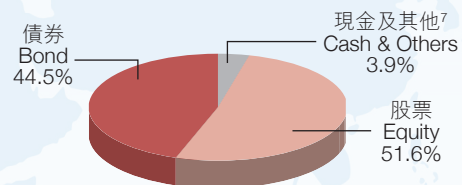
年度回報按港元計算 Calendar Year Performance in HKD⁶

	2019	2020	2021	2022	2023
實際回報 (%) Actual Return	11.52	10.25	0.48	-15.58	5.60

十大資產項目 Top Ten Holdings

證券項目 Security Holdings	佔資產淨值之百分比 % of NAV
1 US TREASURY N/B 3.875% S/A 15FEB2043	2.3%
2 US TREASURY N/B 3.25% S/A 30JUN2029	2.1%
3 US TREASURY N/B 4.125% S/A 31MAR2031	2.0%
4 TENCENT HOLDINGS LTD 騰訊控股有限公司	1.9%
5 ALIBABA GROUP HOLDING LTD 阿里巴巴集團控股有限公司	1.9%
6 DEUTSCHLAND REP 0% A 15FEB2031	1.3%
7 US TREASURY N/B 3.125% S/A 15NOV2028	1.1%
8 HSBC HOLDINGS PLC 滙豐控股有限公司	1.1%
9 TAIWAN SEMICONDUCTOR MANUFACTURING 台灣積體電路製造股份有限公司	1.0%
10 US TREASURY N/B 1.375% S/A 31OCT2028	1.0%

基金資產分佈 Asset Allocation



◆ 計劃詳情(包括風險因素、費用及收費及基金資料)請參閱本計劃之強積金計劃說明書。

◆ Please refer to the MPF Scheme Brochure of the Scheme for further details (including risk factors, fees and charges, and fund information).

投資涉及風險。成分基金單位價格可跌亦可升。過去表現並不代表未來的表現。

Investment involves risks. Prices of units of the Constituent Funds may go down as well as up. The past performance information is not indicative of future performance.

投資政策 INVESTMENT POLICY

中銀保誠平穩基金為一均衡基金，將以穩當策略減低資本損失的風險，同時亦會嘗試爭取合理水平的資本收益。中銀保誠平穩基金將投資於(1)傘子單位信託⁹的子基金組合或(2)傘子單位信託⁹的子基金及由投資經理管理的緊貼指數集體投資計劃之組合。在適當情況下，投資經理亦可酌情決定投資於並非由投資經理所管理的其他緊貼指數集體投資計劃，以達到如分散風險或觸及相關市場之目的。

中銀保誠平穩基金將以組合的方式投資於股票及債券子基金。一般情況下，有關子基金將投資大部份資產於《規例》¹⁰附表1和積金局¹¹不時發出相關的守則和指引所准許的環球股票及股票相關證券，包括但不限於美國、歐洲、中國大陸、日本、香港及其他主要亞洲市場。子基金亦將投資於美國、歐洲、中國大陸及其他世界性主要貨幣的環球債券。有關子基金亦可投資於緊貼指數集體投資計劃及其他准許的證券¹⁵。若干傘子單位信託⁹的子基金及/或緊貼指數集體投資計劃可投資於中國A股及/或於中國大陸境內及/或境外發行或分銷的人民幣計值及結算的債務工具。中銀保誠平穩基金於任何中國A股的總投資額不得超過其資產淨值的15%及其於人民幣計值及結算的債務工具的總投資額不得超過其資產淨值的15%。中銀保誠平穩基金將積極把握世界各地的短期市場機會，及發掘其他具有長遠增長潛力的市場。投資範圍包括現金、定期存款或貨幣市場證券。中銀保誠平穩基金的風險程度一般被視為中²。

The BOC-Prudential Stable Fund is a balanced fund which will be invested in a conservative manner to reduce the risk of capital losses while attempting to achieve a reasonable level of capital gains. The BOC-Prudential Stable Fund will invest in (1) a combination of sub-funds of the Umbrella Unit Trust⁹ or (2) a combination of sub-funds of the Umbrella Unit Trust⁹ and ITCIS[†] managed by the Investment Manager. Where appropriate, the Investment Manager also has a discretion to invest in other ITCIS[†] not managed by the Investment Manager for purposes such as risk diversification or to gain exposure to the relevant market(s).

The BOC-Prudential Stable Fund will be invested in a mix of equity and bond sub-funds. Under normal circumstances, the sub-funds will invest in global equities and equity-related securities as permitted under Schedule 1 to the Regulation¹⁰ and the relevant codes and guidelines issued by the MPFA¹¹ from time to time, including but not limited to the United States, Europe, Mainland China, Japan, Hong Kong and other major Asian markets. The sub-funds will also invest in global bonds with currency exposure in the United States, Europe, Mainland China and other countries. The sub-funds may also invest in ITCIS[†] and Other Permitted Securities¹⁵. Certain sub-funds of the Umbrella Unit Trust⁹ and/or ITCIS[†] may invest in China A-shares and/or RMB denominated and settled debt instruments issued or distributed outside and/or within Mainland China. The BOC-Prudential Stable Fund's aggregate exposure to any China A-shares shall not exceed 15% of its net asset value and its aggregate exposure to RMB denominated and settled debt instruments shall not exceed 15% of its net asset value. The BOC-Prudential Stable Fund will be actively managed to take advantage of both short-term market opportunities and the long-term growth potential that exist around the world. Where appropriate, cash, time deposits or money market securities may be considered. The risk level of the BOC-Prudential Stable Fund is generally regarded as medium².

基金資料 Fund Data

基金總值(百萬) Fund Size (Million)	港元 HKD 7,419.57	Risk Level ²
推出日期 Launch Date	13/12/2000	風險程度
報價貨幣 Currency	港元 HKD	
單位價格 NAV ¹	港元 HKD 20.1746	
基金風險標記 Fund Risk Indicator ³	9.41%	Medium 中
風險級別 Risk Class ⁴	4	
基金開支比率 Fund Expense Ratio ⁵	1.66825%	

基金表現按港元計算 Performance in HKD⁶

	3個月 3 Months	年度至今 Year-To-Date	1年 1 Year	3年 3 Years	5年 5 Years	10年 10 Years	成立至今 Since Inception
累積回報 (%) Cumulative Return	6.53	5.99	12.33	-7.27	2.60	9.92	101.75
年化回報 (%) Annualized Return	不適用 N/A	不適用 N/A	12.33	-2.48	0.52	0.95	2.99

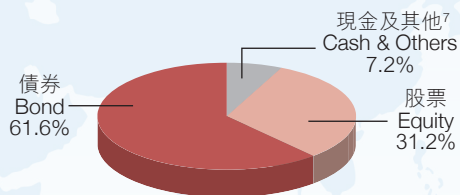
年度回報按港元計算 Calendar Year Performance in HKD⁶

	2019	2020	2021	2022	2023
實際回報 (%) Actual Return	8.03	9.32	-1.95	-16.10	4.71

十大資產項目 Top Ten Holdings

證券項目 Security Holdings	佔資產淨值之百分比 % of NAV
1 US TREASURY N/B 3.875% S/A 15FEB2043	3.2%
2 US TREASURY N/B 3.25% S/A 30JUN2029	3.0%
3 US TREASURY N/B 4.125% S/A 31MAR2031	2.7%
4 DEUTSCHLAND REP 0% A 15FEB2031	1.8%
5 US TREASURY N/B 3.125% S/A 15NOV2028	1.6%
6 US TREASURY N/B 1.375% S/A 31OCT2028	1.3%
7 SPANISH GOV'T 1.4% A 30JUL2028	1.2%
8 US TREASURY N/B 3.625% S/A 15FEB2053	1.2%
9 TENCENT HOLDINGS LTD 騰訊控股有限公司	1.1%
10 ALIBABA GROUP HOLDING LTD 阿里巴巴集團控股有限公司	1.1%

基金資產分佈 Asset Allocation



- ◆ 計劃詳情(包括風險因素、費用及收費及基金資料)請參閱本計劃之強積金計劃說明書。
- ◆ Please refer to the MPF Scheme Brochure of the Scheme for further details (including risk factors, fees and charges, and fund information).

投資涉及風險。成分基金單位價格可跌亦可升。過去表現並不代表未來的表現。
Investment involves risks. Prices of units of the Constituent Funds may go down as well as up. The past performance information is not indicative of future performance.

投資政策 INVESTMENT POLICY

中銀保誠香港平穩退休基金為一混合資產基金，僅投資於傘子單位信託⁹的一個基礎子基金，即中銀保誠香港平穩退休基金（「基礎退休基金」），以應對退休後的需求為目標，旨在爭取穩定及長期的資本增值，並預期波幅水平較低。基礎退休基金將以穩當策略，透過其於核准匯集投資基金子基金（定義見下文）及/或緊貼指數集體投資計劃的投資，投資於以港元計值之債券或定息工具以及環球股票組合。

基礎退休基金是一支基金中的基金，其所有資產均主要投資於傘子單位信託⁹的其他子基金（「核准匯集投資基金子基金」）及/或由投資經理管理的緊貼指數集體投資計劃。在正常情況下，基礎退休基金將投資於最少兩個核准匯集投資基金子基金及/或緊貼指數集體投資計劃。基礎退休基金最多可將其資產淨值的89%投資於中銀保誠港元債券基金（其為傘子單位信託⁹下的一個子基金）（「港元債券基金」），其透過投資於以港元計值及符合積金局¹¹不時發出的相關指引所規定的信貸評級要求的債券之投資組合，尋求提供穩定收入來源及長期的資本增值。港元債券基金的定息投資將集中於中短期債券，並以維持加權平均存續期不超過五年的投資組合為目標，以尋求降低利率風險。此外，港元債券基金的定息投資將集中於優質信用債券，以降低信貸風險。

在適當情況下，投資經理亦可酌情投資於非由投資經理所管理的其他緊貼指數集體投資計劃，以達到如分散風險或觸及有關市場之目的。


The BOC-Prudential Hong Kong Stable Retirement Fund is a mixed assets fund with the objective of addressing retirement needs by aiming to seek to achieve a stable and long term capital appreciation with an expectation of a lower level of volatility by investing solely in an underlying sub-fund of the Umbrella Unit Trust⁹, namely BOC-Prudential Hong Kong Stable Retirement Fund (the "Underlying Retirement Fund"). The Underlying Retirement Fund will, through its investment in the APIF Sub-Funds (as defined below) and/or ITCIS[†], invest in a mix of Hong Kong dollar denominated bonds or fixed income instruments and global equities in a conservative manner.

The Underlying Retirement Fund is a fund of funds investing substantially all its assets in other sub-funds of Umbrella Unit Trust⁹ ("APIF Sub-Funds") and/or ITCIS[†] managed by the Investment Manager. Under normal circumstances, the Underlying Retirement Fund will invest in at least two APIF Sub-Funds and/or ITCIS[†]. The Underlying Retirement Fund may invest up to 89% of its net asset value in BOC-Prudential Hong Kong Dollar Bond Fund (a sub-fund under the Umbrella Unit Trust⁹) ("Hong Kong Dollar Bond Fund") which seeks to provide a stable income stream and long term capital appreciation through a portfolio of Hong Kong dollar denominated bonds which meet the credit rating requirements as specified in the relevant guidelines issued by the MPFA¹¹ from time to time. The Hong Kong Dollar Bond Fund's fixed income investment will focus on short-to-medium term bonds and aims to maintain a portfolio with weighted average duration not exceeding five years so as to seek to reduce exposure to interest rate risks. In addition, the Hong Kong Dollar Bond Fund's fixed income investment will focus on high quality credit bonds in order to reduce credit risks.

Where appropriate, the Investment Manager also has a discretion to invest in other ITCIS[†] not managed by the Investment Manager for purposes such as risk diversification or to gain exposure to the relevant market(s).

[^] 中銀保誠香港平穩退休基金的三個月回報、成立至今回報及年度至今回報的表現將於2023年第2季刊起刊登，而一年回報的表現將於2023年第4季刊起刊登。

基金資料 Fund Data

基金總值(百萬) Fund Size (Million)	港元 HKD 256.03	Risk Level ² 風險程度
推出日期 Launch Date	21/11/2022	
報價貨幣 Currency	港元 HKD	 Low to Medium 低至中
單位價格 NAV ¹	港元 HKD 11.2592	
基金風險標記 Fund Risk Indicator ³	-	
風險級別 Risk Class ⁴	-	
基金開支比率 Fund Expense Ratio ⁵	1.50674%	

基金表現按港元計算 Performance in HKD⁶

	3個月 3 Months ^A	年度至今 Year-To-Date ^A	1年 1 Year ^A	3年 3 Years	5年 5 Years	10年 10 Years	成立至今 Since Inception ^A
累積回報 (%) Cumulative Return	2.97	5.66	9.40	-	-	-	12.59
年率化回報 (%) Annualized Return	不適用 N/A	不適用 N/A	9.40	-	-	-	6.58

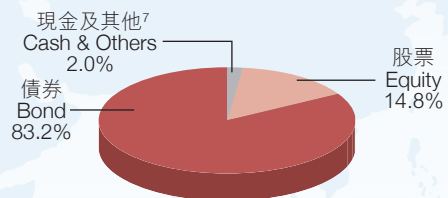
年度回報按港元計算 Calendar Year Performance in HKD⁶

	2019	2020	2021	2022	2023
實際回報 (%) Actual Return	不適用 N/A	不適用 N/A	不適用 N/A	-0.01	6.57

十大資產項目 Top Ten Holdings

證券項目 Security Holdings	佔資產淨值之百分比 % of NAV
1 HONG KONG GOV'T 3.98% S/A 25AUG2025	4.1%
2 KOREA HYDRO & NU 5.16% A 06OCT2032	2.6%
3 HK GOVT BOND PRO HKCPI S/A 19MAY2025	2.3%
4 HK GOV'T-15Y2508 2.39% S/A 20AUG2025	2.2%
5 STANDARD CHART 4.7% A 21MAR2027	2.1%
6 HK GOV'T-15Y2502 2.95% S/A 24FEB2025	2.0%
7 MITSUB HC CAP UK 5.18% A 07OCT2024	1.9%
8 ROYAL BK CANADA 4.5% A 01FEB2028	1.9%
9 AIA GROUP 3.78% Q 10SEP2029	1.8%
10 KOREA NATL OIL 2.5% Q 26MAR2025	1.8%

基金資產分佈 Asset Allocation



[♦] 計劃詳情(包括風險因素、費用及收費及基金資料)請參閱本計劃之強積金計劃說明書。

[♦] Please refer to the MPF Scheme Brochure of the Scheme for further details (including risk factors, fees and charges, and fund information).

投資涉及風險。成分基金單位價格可跌亦可升。過去表現並不代表未來的表現。

Investment involves risks. Prices of units of the Constituent Funds may go down as well as up. The past performance information is not indicative of future performance.

投資政策 INVESTMENT POLICY

中銀保誠債券基金為一債券基金，主要投資於傘子單位信託⁹的環球債券子基金，旨在提供穩定的收入來源及長期的資本增值。在一般情況下，有關子基金將投資於符合積金局¹¹不時發出的相關指引所規定的信貸評級要求的國際債券之投資組合。總體而言，該等債券以多種主要的世界性貨幣報價。主要的世界性貨幣包括但不限於港元、美元、英鎊、歐羅、日圓及人民幣。有關子基金可以少於其資產淨值的15%投資於在(i)中國大陸境外及/或(ii)中國大陸境內(其可透過債券通¹⁹進行投資)發行或分銷的人民幣計值及結算的債務工具。有關子基金亦可投資於緊貼指數集體投資計劃及其他認可單位信託或認可互惠基金¹⁶(最多為其總資產淨值的10%)。投資範圍或包括現金、定期存款或貨幣市場證券。中銀保誠債券基金的風險程度一般被視為中²。

The BOC-Prudential Bond Fund is a bond fund which seeks to provide a stable income stream and long-term capital appreciation by investing primarily in the global bond sub-fund of the Umbrella Unit Trust⁹. Under normal circumstances, the sub-fund will invest in a portfolio of international bonds which meet the credit rating requirements as specified in the relevant guidelines issued by the MPFA¹¹ from time to time. Overall, bonds will be denominated in various major world currencies. Major world currencies include but are not limited to Hong Kong dollar, U.S. dollar, British Sterling, Euro, Japanese Yen and RMB. The sub-fund may invest less than 15% of its net asset value in RMB denominated and settled debt instruments issued or distributed (i) outside Mainland China and/or (ii) within Mainland China (which may be invested through the Bond Connect¹⁹). The sub-fund may also invest in ITCIS[†] and Other Authorized Unit Trusts or Authorized Mutual Funds¹⁶ (up to 10% of the total NAV of the sub-fund). Where appropriate, cash, time deposits or money market securities may be considered. The risk level of the BOC-Prudential Bond Fund is generally regarded as medium².

基金資料 Fund Data

基金總值(百萬) Fund Size (Million)	港元 HKD 2,885.32	Risk Level ²
推出日期 Launch Date	15/04/2003	風險程度
報價貨幣 Currency	港元 HKD	
單位價格 NAV ¹	港元 HKD 12.1799	
基金風險標記 Fund Risk Indicator ³	7.34%	Medium 中
風險級別 Risk Class ⁴	4	
基金開支比率 Fund Expense Ratio ⁵	1.51236%	

基金表現按港元計算 Performance in HKD⁶

	3個月 3 Months	年度至今 Year-To-Date	1年 1 Year	3年 3 Years	5年 5 Years	10年 10 Years	成立至今 Since Inception
累積回報 (%) Cumulative Return	4.83	1.85	8.11	-13.18	-12.50	-9.78	21.80
年化回報 (%) Annualized Return	不適用 N/A	不適用 N/A	8.11	-4.60	-2.64	-1.02	0.92

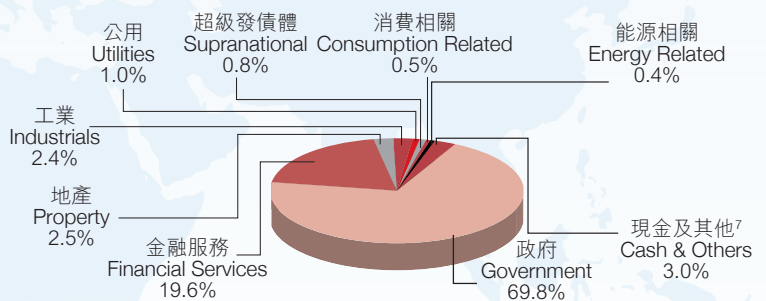
年度回報按港元計算 Calendar Year Performance in HKD⁶

	2019	2020	2021	2022	2023
實際回報 (%) Actual Return	2.84	6.39	-5.57	-16.70	3.61

十大資產項目 Top Ten Holdings

證券項目 Security Holdings	佔資產淨值之百分比 % of NAV
1 US TREASURY N/B 3.875% S/A 15FEB2043	5.1%
2 US TREASURY N/B 3.25% S/A 30JUN2029	4.8%
3 US TREASURY N/B 4.125% S/A 31MAR2031	4.4%
4 DEUTSCHLAND REP 0% A 15FEB2031	2.8%
5 US TREASURY N/B 3.125% S/A 15NOV2028	2.5%
6 US TREASURY N/B 1.375% S/A 31OCT2028	2.2%
7 SPANISH GOV'T 1.4% A 30JUL2028	2.0%
8 US TREASURY N/B 3.625% S/A 15FEB2053	1.9%
9 US TREASURY N/B 0.625% S/A 15MAY2030	1.6%
10 BAYFRONT INFRA 4.257% S/A 16MAY2026	1.6%

基金資產分佈* Asset Allocation*



* 由2018年12月17日起，此成分基金採用的行業分類方法略作更新，基金行業投資分配亦相應作出重整，而行業中「電訊」一字亦被「通訊服務」取代。

* With effect from 17 December 2018, sector classification methodology for this Constituent Fund has been updated slightly. Accordingly, the sector allocation has been restructured and the sector named "Telecom" has been replaced by "Communication Services".

◆ 計劃詳情(包括風險因素、費用及收費及基金資料)請參閱本計劃之強積金計劃說明書。
◆ Please refer to the MPF Scheme Brochure of the Scheme for further details (including risk factors, fees and charges, and fund information).

投資涉及風險。成分基金單位價格可跌亦可升。過去表現並不代表未來的表現。
Investment involves risks. Prices of units of the Constituent Funds may go down as well as up. The past performance information is not indicative of future performance.

投資政策 INVESTMENT POLICY

中銀保誠強積金人民幣及港元貨幣市場基金為一項貨幣市場基金，透過主要投資於以人民幣和港元計值之貨幣市場及債務工具組成的投資組合以尋求達致長期總回報。中銀保誠強積金人民幣及港元貨幣市場基金的長期回報預期將跟隨以人民幣和港元計值之貨幣市場及債務工具的價格走勢。

中銀保誠強積金人民幣及港元貨幣市場基金將投資於以港元和人民幣計值的工具，即存放於香港認可財務機構的短期存款、貨幣市場工具(例如存款證和商業票據)和餘下屆滿期為兩年或以下的債務證券(包括債券、固定及浮動利率證券、可換股債券和票據)。中銀保誠強積金人民幣及港元貨幣市場基金整體持有的證券平均屆滿日不超過九十天。中銀保誠強積金人民幣及港元貨幣市場基金所投資的人民幣計值之貨幣市場工具和債務證券包括在中國大陸境外發行或分銷的證券，可由政府、半政府機構、財務機構或其他企業實體發行，而這些發行人可能是非香港或非中國機構。中銀保誠強積金人民幣及港元貨幣市場基金只投資於信貸評級符合積金局¹¹指引規定的債務工具，並將不會透過任何合格境外機構投資者配額投資於中國大陸境內發行的證券。中銀保誠強積金人民幣及港元貨幣市場基金的風險程度一般被視為低至中²。

The BOC-Prudential MPF RMB & HKD Money Market Fund is a money market fund which seeks to achieve long-term total returns by primarily investing in a portfolio of money market and debt instruments denominated in RMB and HKD. The return of the BOC-Prudential MPF RMB & HKD Money Market Fund over the long term is expected to follow the price movement of the RMB and HKD denominated money market and debt instruments.

The BOC-Prudential MPF RMB & HKD Money Market Fund will invest in HKD and RMB denominated instruments, namely short-term deposits placed with authorized financial institutions in Hong Kong, money market instruments (such as certificates of deposits and commercial paper) and debt securities including bonds, fixed and floating rate securities, convertible bonds and notes with a remaining maturity of two years or less. The average maturity of securities held by the BOC-Prudential MPF RMB & HKD Money Market Fund as a whole would not exceed 90 days. RMB denominated money market instruments and debt securities invested by the BOC-Prudential MPF RMB & HKD Money Market Fund include securities issued or distributed outside Mainland China by government, quasi-government entities, financial institutions or other corporations which may be non-Hong Kong or non-China entities. The BOC-Prudential MPF RMB & HKD Money Market Fund will only invest in debt instruments that meet the credit rating requirements under the guidelines established by the MPFA¹¹ and will not invest in securities issued within Mainland China through any qualified foreign institutional investor quota. The risk level of the BOC-Prudential MPF RMB & HKD Money Market Fund is generally regarded as low to medium².


此成分基金將至少以其資產淨值的50%持有以人民幣計值及結算的資產，因此須承受貨幣風險，且概不保證人民幣不會貶值或人民幣不會有貶值的風險。人民幣並不是自由兌換貨幣，須遵守外匯管制政策和撤資限制。此成分基金亦須承受某些有關投資於人民幣計值及結算的債務工具的其他特定風險，包括但不限於「點心」債券(即在中國大陸境外發行但以人民幣計值的債券)市場風險、交易對手的信貸/無償能力風險、人民幣債務證券投資流通性及波動性風險、人民幣債務證券投資利率風險以及與債券通及中國銀行間債券市場有關的風險，詳情請參閱本計劃之強積金計劃說明書第4.1節「風險因素」之IV部份。

本計劃成員應留意，投資於中銀保誠強積金人民幣及港元貨幣市場基金並不等於將資金存入銀行或接受存款公司，亦未必可按認購價值贖回投資項目。另外，此成分基金並不受香港金融管理局監管。

This Constituent Fund is expected to hold at least 50% of its net asset value in assets denominated and settled in RMB, and thus is subject to currency risk, and there is no guarantee that the RMB will not depreciate or RMB will not be subject to devaluation. RMB is not freely convertible and is subject to policies of exchange controls and repatriation restrictions. This Constituent Fund is also subject to certain other specific risks relating to investment in RMB denominated and settled debt instruments, including but not limited to the "Dim Sum" bond (i.e. bonds issued outside Mainland China but denominated in RMB) market risks, credit/insolvency risk of counterparties, liquidity and volatility risk for RMB debt securities investment, interest rate risk for RMB debt securities investment and risks associated with the Bond Connect and the China interbank bond market. Please refer to part IV of section 4.1 - "Risk Factors" of the MPF Scheme Brochure of the Scheme for details.

Members of the Scheme should note that the investment in the BOC-Prudential MPF RMB & HKD Money Market Fund is not the same as placing funds on deposit with a bank or deposit-taking company and that there is no obligation to redeem the investment at the subscription value and that this Constituent Fund is not subject to the supervision of the Hong Kong Monetary Authority.

基金資料 Fund Data

基金總值(百萬) Fund Size (Million)	港元 HKD 1,134.08	Risk Level ² 風險程度
推出日期 Launch Date	02/04/2013	
報價貨幣 Currency	港元 HKD	 Low to Medium 低至中
單位價格 NAV ¹	港元 HKD 11.9560	
基金風險標記 Fund Risk Indicator ³	3.41%	
風險級別 Risk Class ⁴	3	
基金開支比率 Fund Expense Ratio ⁵	0.31098%	

基金表現按港元計算 Performance in HKD⁶

	3個月 3 Months	年度至今 Year-To-Date	1年 1 Year	3年 3 Years	5年 5 Years	10年 10 Years	成立至今 Since Inception
累積回報 (%) Cumulative Return	2.80	2.97	5.11	3.04	13.35	16.79	19.56
年率化回報 (%) Annualized Return	不適用 N/A	不適用 N/A	5.11	1.00	2.54	1.56	1.57

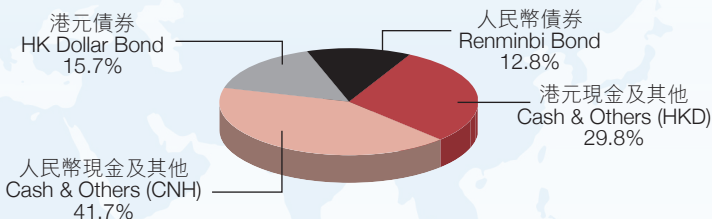
年度回報按港元計算 Calendar Year Performance in HKD⁶

	2019	2020	2021	2022	2023
實際回報 (%) Actual Return	1.12	6.19	3.25	-2.75	1.43

十大資產項目 Top Ten Holdings

證券項目 Security Holdings	佔資產淨值之百分比 % of NAV
1 SWIRE PRO MTN FI 3.3% S/A 25JUL2025	7.2%
2 BANK NOVA SCOTIA 5.27% A 11OCT2024	3.7%
3 BANK OF MONTR HK 0% A 08MAY2025	3.5%
4 BANK OF COMM/HK 4.5% S/A 28FEB2025	2.6%
5 CHN CONST BK/SYD 4.85% A 27MAR2025	1.8%
6 SWIRE PRO MTN FI 3.2% Q 18JAN2025	1.8%
7 LINK FIN CAYM 09 3.25% A 27OCT2024	1.7%
8 HANA BAN 3.2% A 22MAY2025	1.5%
9 NATL AUSTRALIABK 4.825% A 07JUN2025	1.4%
10 HK MTGE CORP 1.65% A 17FEB2025	1.3%

基金資產分佈 Asset Allocation



◆ 計劃詳情(包括風險因素、費用及收費及基金資料)請參閱本計劃之強積金計劃說明書。

◆ Please refer to the MPF Scheme Brochure of the Scheme for further details (including risk factors, fees and charges, and fund information).

投資涉及風險。成分基金單位價格可跌亦可升。過去表現並不代表未來的表現。


Investment involves risks. Prices of units of the Constituent Funds may go down as well as up. The past performance information is not indicative of future performance.

投資政策 INVESTMENT POLICY

中銀保誠強積金保守基金目標為獲取較港元儲蓄戶口存款利率為高的投資回報。中銀保誠強積金保守基金主要投資於存款及債務證券，投資組合之平均到期日不多於九十日。根據《規例》¹⁰附表1第16條以有效貨幣風險計算，中銀保誠強積金保守基金必須持有總值相等於該成分基金的總市值的港元貨幣投資項目。中銀保誠強積金保守基金的風險程度一般被視為低²。

The BOC-Prudential MPF Conservative Fund aims at achieving a return higher than the interest rate in Hong Kong dollar savings account. The BOC-Prudential MPF Conservative Fund will be invested in deposits and debt securities with an average portfolio maturity of not exceeding 90 days and will have a total value of HKD currency investments equal to the total market value of the BOC-Prudential MPF Conservative Fund, as measured by the effective currency exposure in accordance with section 16 of Schedule 1 to the Regulation¹⁰. The risk level of the BOC-Prudential MPF Conservative Fund is generally regarded as low².

基金資料 Fund Data

基金總值(百萬) Fund Size (Million)	港元 HKD 12,366.36	Risk Level ² 風險程度
推出日期 Launch Date	13/12/2000	
報價貨幣 Currency	港元 HKD	
單位價格 NAV ¹	港元 HKD 12.9937	
基金風險標記 Fund Risk Indicator ³	0.54%	
風險級別 Risk Class ⁴	2	
基金開支比率 Fund Expense Ratio ⁵	0.81444%	

基金表現按港元計算 Performance in HKD⁶

	3個月 3 Months	年度至今 Year-To-Date	1年 1 Year	3年 3 Years	5年 5 Years	10年 10 Years	成立至今 Since Inception
累積回報 (%) Cumulative Return	1.00	3.00	4.11	7.44	8.82	11.78	29.94
年化回報 (%) Annualized Return	不適用 N/A	不適用 N/A	4.11	2.42	1.71	1.12	1.11
基準指數* (累積回報)(%) Benchmark Index* (Cumulative Return)	0.21	0.65	0.87	1.50	1.51	1.66	10.35
基準指數* (年化回報)(%) Benchmark Index* (Annualized Return)	不適用 N/A	不適用 N/A	0.87	0.50	0.30	0.17	0.41

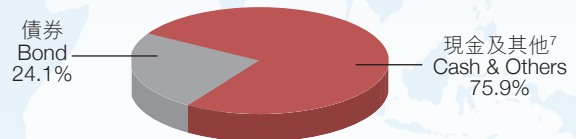
年度回報按港元計算 Calendar Year Performance in HKD⁶

	2019	2020	2021	2022	2023
實際回報 (%) Actual Return	1.48	0.88	0.00	0.55	3.74
訂明儲蓄利率* (實際回報) (%) Prescribed Saving Rate* (Actual Return)	0.10	0.00	0.00	0.08	0.76

十大資產項目 Top Ten Holdings

證券項目 Security Holdings	佔資產淨值之百分比 of NAV
1 QNB FINANCE LTD H+0.37 Q 28AUG2025	1.6%
2 NATL AUSTRALIABK 4.825% A 07JUN2025	1.2%
3 BANK OF COMM/HK 4.5% S/A 28FEB2025	1.2%
4 QNB FINANCE LTD H+0.29 Q 19SEP2025	1.2%
5 CHINA DEV BK/HK 0% A 27DEC2024	1.2%
6 CHN CONST BK/SG 5.4% A 22NOV2024	1.0%
7 CHINA DEV BK/HK 4.75% A 13JUN2025	1.0%
8 ICBC/SYDNEY 3.85% A 11MAR2025	1.0%
9 CHN CONST BK/KR 4% A 12DEC2024	1.0%
10 KDB ASIA LTD H+0.12% Q 19SEP2025	1.0%

基金資產分佈 Asset Allocation



[^] 由2009年9月30日起，中銀保誠保本基金已改名為中銀保誠強積金保守基金。

* 訂明儲蓄利率被採用為基金指標。

本計劃成員應留意，投資於中銀保誠強積金保守基金並不等於將資金存入銀行或接受存款公司，亦未必可按認購價值贖回投資項目。另外，此成分基金並不受香港金融管理局監管。

[^] With effect from 30 September 2009, BOC-Prudential Capital Preservation Fund has been renamed to BOC-Prudential MPF Conservative Fund.

* Prescribed Savings Rate is used as the benchmark index.

Members of the Scheme should note that the investment in the BOC-Prudential MPF Conservative Fund is not the same as placing funds on deposit with a bank or deposit-taking company and that there is no obligation to redeem the investment at the subscription value and that this Constituent Fund is not subject to the supervision of the Hong Kong Monetary Authority.

◆ 計劃詳情(包括風險因素、費用及收費及基金資料)請參閱本計劃之強積金計劃說明書。

◆ Please refer to the MPF Scheme Brochure of the Scheme for further details (including risk factors, fees and charges, and fund information).

投資涉及風險。成分基金單位價格可跌亦可升。過去的表现並不代表未來的表现。

Investment involves risks. Prices of units of the Constituent Funds may go down as well as up. The past performance information is not indicative of future performance.

投資政策 INVESTMENT POLICY

中銀保誠核心累積基金旨在透過環球分散方式投資為計劃成員提供資本增值。中銀保誠核心累積基金旨在達致一個以參考組合為相應參考之表現。然而，中銀保誠核心累積基金的表現可能與參考組合的表現有所偏差。潛在偏差有可能源於基礎資產組成、市場流動性及轉換基礎投資組合的時差等因素。

中銀保誠核心累積基金目標透過投資於傘子單位信託⁹的股票子基金及/或緊貼指數集體投資計劃之組合，持有其60%基礎資產於較高風險資產¹⁷，其餘資產則透過投資於傘子單位信託⁹的債券子基金及/或緊貼指數集體投資計劃之組合，投資於較低風險資產¹⁷。較高風險資產¹⁷的資產分佈或會因為不同股票及債券市場的價格走勢有別而在55%至65%之間上落。

為求達致投資目標，中銀保誠核心累積基金將會採取組合管理基金架構，投資於兩項或以上的傘子單位信託⁹的子基金及/或緊貼指數集體投資計劃，而該等緊貼指數集體投資計劃可能是由投資經理管理的緊貼指數集體投資計劃或從市場上挑選。若干傘子單位信託⁹的子基金及/或緊貼指數集體投資計劃可投資於中國A股及/或於中國大陸境內及/或境外發行或分銷的人民幣計值及結算的債務工具。中銀保誠核心累積基金於任何中國A股的總投資額不得超過其資產淨值的10%及其於人民幣計值及結算的債務工具的總投資額不得超過其資產淨值的15%。傘子單位信託⁹子基金可投資於緊貼指數集體投資計劃及其他准許的證券¹⁵ (當中包括最多為其總資產淨值的10%可投資於其他認可單位信託或認可互惠基金¹⁶)。

中銀保誠核心累積基金採取以下投資策略：利用緊貼指數集體投資計劃及/或積極管理傘子單位信託⁹的子基金，以參與股票及債券市場。受預設投資策略相關的強積金法例及要求的規限下，投資經理擁有酌情權按其決定的比例靈活分配資產於傘子單位信託⁹子基金及/或緊貼指數集體投資計劃。中銀保誠核心累積基金的風險程度一般被視為中至高²。


The investment objective of the BOC-Prudential Core Accumulation Fund is to seek to provide capital growth to members by investing in a globally diversified manner. It aims to achieve a performance that is referenced against the Reference Portfolio. However, it should be noted that the performance of the BOC-Prudential Core Accumulation Fund and the performance of the Reference Portfolio may diverge. Potential divergence may be caused by factors such as composition of the underlying assets, liquidity of the market and timing difference for changes to the underlying investment portfolio.

The BOC-Prudential Core Accumulation Fund targets to hold 60% of its underlying assets in higher risk assets¹⁷ through investing in a combination of equity sub-funds of the Umbrella Unit Trust⁹ and/or ITCIS¹, with the remainder investing in lower risk assets¹⁸ through investing in a combination of bond sub-funds of the Umbrella Unit Trust⁹ and/or ITCIS¹. The asset allocation of higher risk assets¹⁷ may vary between 55% and 65% due to differing price movements of various equity and bond markets.

In order to achieve the investment objective, the BOC-Prudential Core Accumulation Fund will be structured as a portfolio management fund investing in two or more sub-funds of the Umbrella Unit Trust⁹ and/or ITCIS¹ which may be the ITCIS¹ managed by the Investment Manager or the ITCIS¹ selected from those available in the markets. Certain sub-funds of the Umbrella Unit Trust⁹ and/or ITCIS¹ may invest in China A-shares and/or RMB denominated and settled debt instruments issued or distributed outside and/or within Mainland China. The BOC-Prudential Core Accumulation Fund's aggregate exposure to any China A-shares shall not exceed 10% of its net asset value and its aggregate exposure to RMB denominated and settled debt instruments shall not exceed 15% of its net asset value. The sub-funds of the Umbrella Unit Trust⁹ may invest in ITCIS¹ and Other Permitted Securities¹⁵ (which include up to 10% of its total NAV in Other Authorized Unit Trusts or Authorized Mutual Funds¹⁶).

The BOC-Prudential Core Accumulation Fund adopts the following investment strategy: it utilizes index tracking ITCIS¹ and/or actively managed sub-funds of the Umbrella Unit Trust⁹ to provide exposure to equity and bond markets. The Investment Manager may, subject to the DIS-related MPF legislation and requirements, have the flexibility to allocate the assets among sub-funds of the Umbrella Unit Trust⁹ and/or ITCIS¹ (s) in such proportions as it shall, at its discretion, determine. The risk level of the BOC-Prudential Core Accumulation Fund is medium to high².

基金資料 Fund Data

基金總值(百萬) Fund Size (Million)	港元 HKD 5,439.82	Risk Level ² 風險程度
推出日期 Launch Date	01/04/2017	
報價貨幣 Currency	港元 HKD	
單位價格 NAV ¹	港元 HKD 16.0923	
基金風險標記 Fund Risk Indicator ³	11.34%	
風險級別 Risk Class ⁴	5	
基金開支比率 Fund Expense Ratio ⁵	0.76261%	

基金表現按港元計算 Performance in HKD⁶

	3個月 3 Months	年度至今 Year-To-Date	1年 1 Year	3年 3 Years	5年 5 Years	10年 10 Years	成立至今 Since Inception
累積回報 (%) Cumulative Return	4.92	11.15	20.33	11.05	38.03	-	60.92
年化回報 (%) Annualized Return [▲]	不適用 N/A	不適用 N/A	20.33	3.55	6.66	-	6.55
參考投資組合 (累積回報)(%) Reference Portfolio* (Cumulative Return)	4.97	11.06	20.21	10.17	35.37	-	57.22
參考投資組合 (年化回報)(%) Reference Portfolio* (Annualized Return)	不適用 N/A	不適用 N/A	20.21	3.28	6.24	-	6.22

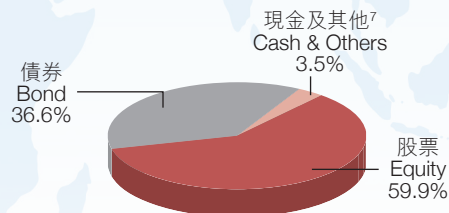
年度回報按港元計算 Calendar Year Performance in HKD⁶

	2019	2020	2021	2022	2023
實際回報 (%) Actual Return	16.95	12.99	9.66	-15.96	14.39
參考投資組合 (實際回報)(%) Reference Portfolio* (Actual Return)	17.03	12.06	9.43	-16.32	14.03

十大資產項目 Top Ten Holdings

證券項目 Security Holdings	佔資產淨值之百分比 of NAV
1 APPLE INC	2.6%
2 MICROSOFT CORP	2.5%
3 NVIDIA CORP	2.2%
4 AMAZON.COM INC	1.3%
5 META PLATFORMS INC-CLASS A	1.0%
6 ALPHABET INC-CL A	0.7%
7 ALPHABET INC-CL C	0.7%
8 BROADCOM INC	0.6%
9 ISHARES LATIN AMERICA 40 ETF	0.6%
10 TAIWAN SEMICONDUCTOR MANUFACTURING 台灣積體電路製造股份有限公司	0.6%

基金資產分佈 Asset Allocation



◆ 計劃詳情 (包括風險因素、費用及收費及基金資料) 請參閱本計劃之強積金計劃說明書。

◆ Please refer to the MPF Scheme Brochure of the Scheme for further details (including risk factors, fees and charges, and fund information).

投資涉及風險。成分基金單位價格可跌亦可升。過去表現並不代表未來的表現。

Investment involves risks. Prices of units of the Constituent Funds may go down as well as up. The past performance information is not indicative of future performance.

▲ 與獲認可參考投資組合比較投資表現。

▲ Performance measurement against recognised reference portfolio.

▼ 中銀保誠核心累積基金及中銀保誠65歲後基金為強積金預設投資策略基金(「預設投資策略基金」)。預設投資策略基金於2017年4月1日設立，而受託人於2017年4月3日收到供款現款及作出核實，其為2017年4月1日後的首個交易日。

▼ BOC-Prudential Core Accumulation Fund and BOC-Prudential Age 65 Plus Fund are MPF Default Investment Strategy Funds ("DIS Funds"). While the DIS Funds were established on 1 April 2017, contribution monies in cleared funds were received, reconciled and validated by the Trustee on 3 April 2017 which was the first dealing day after 1 April 2017.

* 在預設投資策略下各成分基金之參考投資組合(「參考投資組合」)為FTSE Russell使用富時強積金環球指數("FTSE Index")及富時強積金世界國債指數("FTSE FI Index")包含的數據計算。FTSE Index為FTSE及/或其授權方所有，而FTSE FI Index為FTSE FI及/或其授權方所有。"FTSE®"、"Russell®"及"FTSE Russell®"均為倫敦交易所集團公司之商標，並由FTSE Russell根據授權使用。FTSE Russell及其授權方或關聯機構與參考投資組合概無關聯，亦無保薦、建議、招攬、推薦、認可或推廣參考投資組合，且概不就因(a)使用、依賴參考投資組合、FTSE Index或FTSE FI Index(統稱為「指數資料」)或其中的任何錯誤或遺漏或(b)計算或操作、依賴或任何使用指數資料，對任何人士承擔責任。FTSE Russell或其授權方或關聯機構概不就使用指數資料中所得之結果做出任何申索、預測、保證或陳述，亦不就指數資料或其準確性、充分性、完整性或可用性提供特定用途的適銷性或適用性的任何陳述或保證。

* The Reference Portfolio for each of the Constituent Funds under the Default Investment Strategy ("Reference Portfolio") is calculated by FTSE Russell using the data contained in the FTSE MPF All-World Index (the "FTSE Index") and the FTSE MPF World Government Bond Index (the "FTSE FI Index"). The FTSE Index is owned by FTSE and/or its licensors. The FTSE FI Index is owned by FTSE FI and/or its licensors. "FTSE®", "Russell®" and "FTSE Russell®" are trademarks of the London Stock Exchange Group companies and are used by FTSE Russell under licence. Neither FTSE Russell nor its licensors or affiliates are connected to or sponsor, advise, solicit, recommend, endorse or promote the Reference Portfolio or accept any liability whatsoever to any person arising out of (a) the use of, reliance on or any error or omission in the Reference Portfolio, FTSE Index or FTSE FI Index (collectively, the "Index Materials"); or (b) the calculation or operation of, reliance on, or any use made of, the Index Materials. Neither FTSE Russell, nor its licensors or affiliates make any claim, prediction, warranty or representation as to the results to be obtained from the use of the Index Materials, or give any representations or warranties of merchantability or fitness for a particular purpose regarding the Index Materials or their accuracy, adequacy, completeness or availability.

(英文版與其中文版出現互不相符情況，概以英文版為準。)

(In the event of inconsistency or discrepancy between the English version and the Chinese versions of the disclaimer, the English language version shall prevail.)

資料來源：FTSE Russell及韋萊韜悅，數據截至2024年9月30日。

Source from : FTSE Russell and Willis Towers Watson, data as at 30 September 2024.

▲ 預設投資策略基金之基金表現(包括累積回報、年率化回報和年度回報)自2017年4月3日起計算(如適用)，其為2017年4月1日後的首個交易日。參考投資組合之表現(包括年度回報)自2017年4月1日起計算(如適用)，其自2017年4月3日起按港元計算之表現如下：

▲ Performance of DIS Funds (including Cumulative Return, Annualized Return and Calendar Year Performance) are calculated since 3 April 2017 (if applicable) which was the first dealing day after 1 April 2017. Performance of the Reference Portfolios (including Calendar Year Performance) are calculated since 1 April 2017 (if applicable), performance in HKD calculated since 3 April 2017 are as follows:

	3個月 3 Months	年度至今 Year-To-Date	1年 1 Year	3年 3 Years	5年 5 Years	10年 10 Years	成立至今 Since Inception	2017年度回報 2017's Calendar Year Performance
累積回報 (%) Cumulative Return	4.97	11.06	20.21	10.17	35.37	-	57.27	9.77
年率化回報 (%) Annualized Return	不適用 N/A	不適用 N/A	20.21	3.28	6.24	-	6.22	不適用 N/A

有關預設投資策略的詳情，請參閱本計劃之強積金計劃說明書第6.7節「強積金預設投資策略」。有關預設投資策略的主要風險，請參閱本計劃之強積金計劃說明書第4.1節「風險因素」之IV部份。

For details of Default Investment Strategy, please refer to section 6.7 "MPF Default Investment Strategy" of the MPF Scheme Brochure of the Scheme. For key risks relating to DIS, please refer to part IV of section 4.1 "Risk Factors" of the MPF Scheme Brochure of the Scheme.

◆ 計劃詳情(包括風險因素、費用及收費及基金資料)請參閱本計劃之強積金計劃說明書。

◆ Please refer to the MPF Scheme Brochure of the Scheme for further details (including risk factors, fees and charges, and fund information).

投資涉及風險。成分基金單位價格可跌亦可升。過去的表现並不代表未來的表现。

Investment involves risks. Prices of units of the Constituent Funds may go down as well as up. The past performance information is not indicative of future performance.

投資政策 INVESTMENT POLICY

中銀保誠65歲後基金旨在透過環球分散方式投資為計劃成員的退休積蓄提供平穩增值。中銀保誠65歲後基金旨在達致一個以參考組合作為相應參考之表現。然而，中銀保誠65歲後基金的表現可能與參考組合的表現有所偏差。潛在偏差有可能源於基礎資產組成、市場流動性及轉換基礎投資組合的時差等因素。

中銀保誠65歲後基金目標透過投資於傘子單位信託⁹的股票子基金及/或緊貼指數集體投資計劃之組合，持有其20%資產於較高風險資產¹⁷，其餘資產則透過投資於傘子單位信託⁹的債券子基金及/或緊貼指數集體投資計劃之組合，投資於較低風險資產¹⁸。較高風險資產¹⁷的資產分佈或會因為不同股票及債券市場的價格走勢有別而在15%至25%之間上落。

為求達致投資目標，中銀保誠65歲後基金將會採取組合管理基金架構，投資於兩項或以上的傘子單位信託⁹的子基金及/或緊貼指數集體投資計劃，而該等緊貼指數集體投資計劃可能是從由投資經理管理的緊貼指數集體投資計劃或從市場中挑選。若干傘子單位信託⁹的子基金及/或緊貼指數集體投資計劃可投資於中國A股及/或於中國大陸境內及/或境外發行或分銷的人民幣計值及結算的債務工具。中銀保誠65歲後基金於任何中國A股的總投資額不得超過其資產淨值的10%及其於人民幣計值及結算的債務工具的總投資額不得超過其資產淨值的15%。傘子單位信託⁹子基金可投資於緊貼指數集體投資計劃及其他准許的證券¹⁵（當中包括最多為其總資產淨值的10%可投資於其他認可單位信託或認可互惠基金¹⁶）。

中銀保誠65歲後基金採取以下投資策略：利用緊貼指數集體投資計劃及/或積極管理傘子單位信託⁹的子基金，以參與股票及債券市場。受預設投資策略相關的強積金法例及要求的規限下，投資經理擁有酌情權按其決定的比例靈活分配資產於傘子單位信託⁹子基金及/或緊貼指數集體投資計劃。中銀保誠65歲後基金的風險程度一般被視為中²。

The investment objective of the BOC-Prudential Age 65 Plus Fund is to seek to provide stable growth for the retirement savings to members by investing in a globally diversified manner. It aims to achieve a performance that is referenced against the Reference Portfolio. However, it should be noted that the performance of the BOC-Prudential Age 65 Plus Fund and the performance of the Reference Portfolio may diverge. Potential divergence may be caused by factors such as composition of the underlying assets, liquidity of the market and timing differences for changes to the underlying investment portfolio.

The BOC-Prudential Age 65 Plus Fund targets to hold 20% of its assets in higher risk assets¹⁷ through investing in a combination of equity sub-funds of the Umbrella Unit Trust⁹ and/or ITCIS¹, with the remainder investing in lower risk assets¹⁸ through investing in a combination of bond sub-funds of the Umbrella Unit Trust⁹ and/or ITCIS¹. The asset allocation of higher risk assets¹⁷ may vary between 15% and 25% due to differing price movements of various equity and bond markets.

In order to achieve the investment objective, the BOC-Prudential Age 65 Plus Fund will be structured as a portfolio management fund investing in two or more sub-funds of the Umbrella Unit Trust⁹ and/or ITCIS¹ which may be the ITCIS¹ managed by the Investment Manager or the ITCIS¹ selected from those available in the markets. Certain sub-funds of the Umbrella Unit Trust⁹ and/or ITCIS¹ may invest in China A-shares and/or RMB denominated and settled debt instruments issued or distributed outside and/or within Mainland China. The BOC-Prudential Age 65 Plus Fund's aggregate exposure to any China A-shares shall not exceed 10% of its net asset value and its aggregate exposure to RMB denominated and settled debt instruments shall not exceed 15% of its net asset value. The sub-funds of the Umbrella Unit Trust⁹ may invest in ITCIS¹ and Other Permitted Securities¹⁵ (which include up to 10% of its total NAV in Other Authorized Unit Trusts or Authorized Mutual Funds¹⁶).

The BOC-Prudential Age 65 Plus Fund adopts the following investment strategy: it utilizes index tracking ITCIS¹ and/or actively managed sub-funds of the Umbrella Unit Trust⁹ to provide exposure to equity and bond markets. The Investment Manager may, subject to the DIS-related MPF legislation and requirements, have the flexibility to allocate the assets among sub-funds of the Umbrella Unit Trust⁹ and/or ITCIS¹(s) in such proportions as it shall, at its discretion, determine. The risk level of the BOC-Prudential Age 65 Plus Fund is medium².

基金資料 Fund Data

基金總值(百萬) Fund Size (Million)	港元 HKD 1,595.94	Risk Level ²
推出日期 Launch Date	01/04/2017	風險程度
報價貨幣 Currency	港元 HKD	
單位價格 NAV ¹	港元 HKD 11.7813	Medium 中
基金風險標記 Fund Risk Indicator ³	7.32%	
風險級別 Risk Class ⁴	4	
基金開支比率 Fund Expense Ratio ⁵	0.77039%	

基金表現按港元計算 Performance in HKD⁶

	3個月 3 Months	年度至今 Year-To-Date	1年 1 Year	3年 3 Years	5年 5 Years	10年 10 Years	成立至今 Since Inception
累積回報 (%) Cumulative Return	3.97	5.02	11.63	-2.57	6.04	-	17.81
年化回報 (%) Annualized Return [▲]	不適用 N/A	不適用 N/A	11.63	-0.86	1.18	-	2.21
參考投資組合 (累積回報)(%) Reference Portfolio* (Cumulative Return)	3.95	4.88	11.46	-3.17	4.45	-	16.65
參考投資組合 (年化回報)(%) Reference Portfolio* (Annualized Return)	不適用 N/A	不適用 N/A	11.46	-1.07	0.88	-	2.07

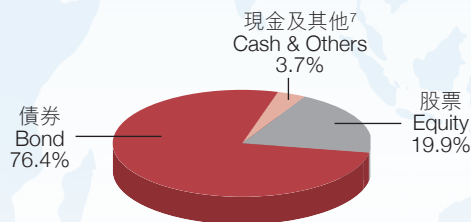
年度回報按港元計算 Calendar Year Performance in HKD⁶

	2019	2020	2021	2022	2023
實際回報 (%) Actual Return	9.67	8.68	1.06	-14.69	7.44
參考投資組合 (實際回報)(%) Reference Portfolio* (Actual Return)	9.63	8.21	0.71	-14.94	7.22

十大資產項目 Top Ten Holdings

證券項目 Security Holdings	佔資產淨值之百分比 of NAV
1 APPLE INC	0.9%
2 MICROSOFT CORP	0.8%
3 CHINA GOVT BOND 2.69% S/A 15AUG2032	0.8%
4 NVIDIA CORP	0.7%
5 CHINA GOVT BOND 2.48% A 15APR2027	0.5%
6 CHINA GOVT BOND 2.46% A 15FEB2026	0.5%
7 CHINA GOVT BOND 2.37% A 20JAN2027	0.5%
8 CHINA GOVT BOND 2.68% S/A 21MAY2030	0.5%
9 CHINA GOVT BOND 2.4% A 15JUL2028	0.5%
10 CHINA GOVT BOND 2.75% S/A 17FEB2032	0.4%

基金資產分佈 Asset Allocation



◆ 計劃詳情(包括風險因素、費用及收費及基金資料)請參閱本計劃之強積金計劃說明書。

◆ Please refer to the MPF Scheme Brochure of the Scheme for further details (including risk factors, fees and charges, and fund information).

投資涉及風險。成分基金單位價格可跌亦可升。過去表現並不代表未來的表現。

Investment involves risks. Prices of units of the Constituent Funds may go down as well as up. The past performance information is not indicative of future performance.

▲ 與獲認可參考投資組合比較投資表現。

▲ Performance measurement against recognised reference portfolio.

▼ 中銀保誠核心累積基金及中銀保誠65歲後基金為強積金預設投資策略基金(「預設投資策略基金」)。預設投資策略基金於2017年4月1日設立，而受託人於2017年4月3日收到供款現款及作出核實，其為2017年4月1日後的首個交易日。

▼ BOC-Prudential Core Accumulation Fund and BOC-Prudential Age 65 Plus Fund are MPF Default Investment Strategy Funds ("DIS Funds"). While the DIS Funds were established on 1 April 2017, contribution monies in cleared funds were received, reconciled and validated by the Trustee on 3 April 2017 which was the first dealing day after 1 April 2017.

* 在預設投資策略下各成分基金之參考投資組合(「參考投資組合」)為FTSE Russell使用富時強積金環球指數("FTSE Index")及富時強積金世界國債指數("FTSE FI Index")包含的數據計算。FTSE Index為FTSE及/或其授權方所有，而FTSE FI Index為FTSE FI及/或其授權方所有。"FTSE®"、"Russell®"及"FTSE Russell®"均為倫敦交易所集團公司之商標，並由FTSE Russell根據授權使用。FTSE Russell及其授權方或關聯機構與參考投資組合概無關聯，亦無保薦、建議、招攬、推薦、認可或推廣參考投資組合，且概不就因(a)使用、依賴參考投資組合、FTSE Index或FTSE FI Index(統稱為「指數資料」)或其中的任何錯誤或遺漏或(b)計算或操作、依賴或任何使用指數資料，對任何人士承擔責任。FTSE Russell或其授權方或關聯機構概不就使用指數資料中所得之結果做出任何申索、預測、保證或陳述，亦不就指數資料或其準確性、充分性、完整性或可用性提供特定用途的適銷性或適用性的任何陳述或保證。

* The Reference Portfolio for each of the Constituent Funds under the Default Investment Strategy ("Reference Portfolio") is calculated by FTSE Russell using the data contained in the FTSE MPF All-World Index (the "FTSE Index") and the FTSE MPF World Government Bond Index (the "FTSE FI Index"). The FTSE Index is owned by FTSE and/or its licensors. The FTSE FI Index is owned by FTSE FI and/or its licensors. "FTSE®", "Russell®" and "FTSE Russell®" are trademarks of the London Stock Exchange Group companies and are used by FTSE Russell under licence. Neither FTSE Russell nor its licensors or affiliates are connected to or sponsor, advise, solicit, recommend, endorse or promote the Reference Portfolio or accept any liability whatsoever to any person arising out of (a) the use of, reliance on or any error or omission in the Reference Portfolio, FTSE Index or FTSE FI Index (collectively, the "Index Materials"); or (b) the calculation or operation of, reliance on, or any use made of, the Index Materials. Neither FTSE Russell, nor its licensors or affiliates make any claim, prediction, warranty or representation as to the results to be obtained from the use of the Index Materials, or give any representations or warranties of merchantability or fitness for a particular purpose regarding the Index Materials or their accuracy, adequacy, completeness or availability.

(英文版與其中文版出現互不相符情況，概以英文版為準。)

(In the event of inconsistency or discrepancy between the English version and the Chinese versions of the disclaimer, the English language version shall prevail.)

資料來源：FTSE Russell及韋萊韜悅，數據截至2024年9月30日。

Source from :FTSE Russell and Willis Towers Watson, data as at 30 September 2024.

▲ 預設投資策略基金之基金表現(包括累積回報、年化回報和年度回報)自2017年4月3日起計算(如適用)，其為2017年4月1日後的首個交易日。參考投資組合之表現(包括年度回報)自2017年4月1日起計算(如適用)，其自2017年4月3日起按港元計算之表現如下：

▲ Performance of DIS Funds (including Cumulative Return, Annualized Return and Calendar Year Performance) are calculated since 3 April 2017 (if applicable) which was the first dealing day after 1 April 2017. Performance of the Reference Portfolios (including Calendar Year Performance) are calculated since 1 April 2017 (if applicable), performance in HKD calculated since 3 April 2017 are as follows:

	3個月 3 Months	年度至今 Year-To-Date	1年 1 Year	3年 3 Years	5年 5 Years	10年 10 Years	成立至今 Since Inception	2017年度回報 2017's Calendar Year Performance
累積回報 (%) Cumulative Return	3.95	4.88	11.46	-3.17	4.45	-	16.51	3.57
年化回報 (%) Annualized Return	不適用 N/A	不適用 N/A	11.46	-1.07	0.88	-	2.06	不適用 N/A

有關預設投資策略的詳情，請參閱本計劃之強積金計劃說明書第6.7節「強積金預設投資策略」。有關預設投資策略的主要風險，請參閱本計劃之強積金計劃說明書第4.1節「風險因素」之IV部份。

For details of Default Investment Strategy, please refer to section 6.7 "MPF Default Investment Strategy" of the MPF Scheme Brochure of the Scheme. For key risks relating to DIS, please refer to part IV of section 4.1 "Risk Factors" of the MPF Scheme Brochure of the Scheme.

◆ 計劃詳情(包括風險因素、費用及收費及基金資料)請參閱本計劃之強積金計劃說明書。

◆ Please refer to the MPF Scheme Brochure of the Scheme for further details (including risk factors, fees and charges, and fund information).

投資涉及風險。成分基金單位價格可跌亦可升。過去的表现並不代表未來的表现。

Investment involves risks. Prices of units of the Constituent Funds may go down as well as up. The past performance information is not indicative of future performance.

市場概覽⁸ MARKET OVERVIEW⁸

環球債券市場於第3季反彈。在預期增長前景放緩和通脹回落的背景下，環球主要央行的減息行動以及對政策進一步放寬的預期，推動債券表現強勢。9月聯儲局(Fed)宣佈了逾四年來的首次減息。將政策利率下調50個基點至4.75-5.00%，某程度上被視為幅度大於預期的舉動，而聯儲局官員的最新利率預測(點陣圖)顯示未來幾年將進一步減息。這促使10年期基準美國國債孳息率下降，曾一度觸及3.60%，為2023年6月以來最低水平。同時，歐洲央行(ECB)在6月首次減息後，再次減息25個基點。隨著最新數據顯示增長前景疲弱，加上歐元區通脹放緩，市場普遍預期歐洲央行在未來幾個月內將會有更多減息行動。英倫銀行(BoE)也於8月啟動了減息週期，央行行長貝利指出，通脹持續的風險似乎有所減退，但就此宣告政策成功仍言之尚早。亞洲方面，市場焦點集中在中國，中國人民銀行(PBoC)推出了一系列前所未有的貨幣寬鬆政策，包括將7天逆回購利率下調20個基點、將存款準備金率下調50個基點，以及將存量按揭平均利率下調50個基點。這些舉措，加上政治局會議宣佈推出更多支持中國經濟增長的措施，標誌著財政和貨幣政策立場的戰略性調整。環球主要央行中唯一的例外是日本央行(BoJ)，該央行7月出乎市場意料地將政策利率(無擔保隔夜拆借利率)從0-0.15%上調至0.25%左右。同時，日本央行公佈了縮減資產負債表的計劃，透過每季減少買債，到2026年第1季將每月債券購買規模縮減至3萬億日圓。

Global bond market rebounded in the third quarter. Bond strength was fueled by the rate-cut actions by major central banks globally, plus the expectations over further policy easing against the backdrop of softer growth outlook and moderating inflation. In September, the Federal Reserve (Fed) delivered its first rate-cut in more than four years. While the 50-basis-point cut to bring the policy rate down to 4.75-5.00% was seen somewhat a larger-than-expected move, the latest rate projections (dot plots) by the Fed officials pointed to further rate-cuts in the next couple years. This prompted yield on the 10-year benchmark U.S. Treasury to fall and once touched 3.60%, the lowest level since June 2023. Meanwhile, the European Central Bank (ECB) further cut rates by 25 basis points, following its first move in June. With incoming data suggested a weaker growth outlook, alongside moderating inflation in the Eurozone, markets generally expect more rate-cut actions by the ECB in the next few months. Likewise, the Bank of England (BoE) kicked start its rate cutting cycle in August, with Governor Bailey stating that risks of persistent inflation appeared to be receding, albeit remaining to be early to declare victory. In Asia, market spotlight was on China, where the People's Bank of China (PBoC) unleashed an unprecedented package of monetary policy easing, including a 20-basis-point reduction in the 7-day reverse repo rate, a 50-basis-point reduction in the reserve requirement ratio and an average drop of 50 basis points on existing mortgage rates. This, together with the Politburo announcing a wider array of measures to support growth in the Chinese economy, signaled as a strategic change in policy stance on both fiscal and monetary fronts. Among all, the only outlier among the major central banks is the Bank of Japan (BoJ), which surprised the markets by bringing its policy rate (unsecured overnight call rate) higher to around 0.25%, from 0-0.15%, in July. At the same time, the central bank unveiled plans to reduce its balance sheet, through trimming bond purchases each quarter to reach a monthly pace of JPY3 trillion by the first quarter of 2026.

中銀保誠中國股票基金 BOC-Prudential China Equity Fund

中國內地基準指數在季末出現強勁反彈。不論是在岸或離岸市場均呈現出偏好風險的情緒，市場成交量顯著上升。7月中國內地股市因消費和信貸供應等國內宏觀數據走弱而下。8月中國內地股市表現參差，離岸市場在美國利率下行的背景下表現優於在岸市場。企業盈利的發佈是市場動態的關鍵驅動因素，管理層對宏觀環境的前景普遍持謹慎態度。在政府採取具協調性的政策，通過貨幣刺激、房地產放鬆政策以及潛在的財政擴張來提振通脹後，9月中國內地股市強勁反彈。上證綜合指數、深證綜合指數、滬深300指數和創業板指數在第三季分別上漲12.4%、19.1%、16.1%和29.2%，而恒生中國企業指數和恒生科技指數分別上漲18.6%和33.7%。消費相關和房地產板塊表現最為領先，而能源相關和公用板塊則表現最為落後。

本基金於第三季錄得正回報，升幅主要由消費相關和資訊科技相關持股所帶動。隨著近期反彈後股市估值普遍已擴張，而支持增長的政策協調仍需時間，本基金預計中國內地股市在2024年第4季將出現波動。美國關稅風險、企業盈利前景和政策實施進度可能導致波動。儘管本基金對近期政策轉向聚焦通脹持正面看法，但在更具決策性的政策行動計劃推出之前，市場情緒可能仍會維持謹慎。2024年第3季，政治局會議罕見地於9月召開並重點討論經濟議程，承諾將更主動地加強財政和貨幣寬鬆，以及促進房地產行業穩定。金融監管機構推出了一系列兼具傳統及創新的結構性貨幣工具的重大貨幣寬鬆政策。中國人民銀行行長潘功勝宣佈下調基準政策利率20個基點、存款準備金率50個基點、存量房貸利率50個基點，並確認正考慮設立平准基金。中國證監會主席吳清宣佈為非銀行金融機構提供5,000億人民幣的互換安排以購買股票，以及為企業提供3,000億人民幣的再貸款計劃以進行股份回購。隨著政策制定者愈加意識到產能過剩的問題，工業投資增長或會放緩。在環球宏觀環境和地緣政治不確定性影響下，美國總統大選結果將對出口前景構成不確定，但短期支撐可能來自潛在關稅上調風險之前的需求前置。消費和服務業將繼續成為國內增長的動力，但在收入增長仍存在不確定性下，具針對性的政策支持可能至關重要。

本基金將於2024年第4季保持多元化和均衡的部署，並關注以下三個主題：1) 供應受限且經營穩定的產業，例如電信、公用、能源、由少數國營企業主導的行業；2) 估值具吸引力、且可能受進口替代或海外擴張所帶動而需求前景良好的高端製造業；3) 能夠適應當前宏觀背景的新消費趨勢。風險方面，本基金將密切關注：(i) 美國總統大選及其對環球增長前景的影響；(ii) 在通脹壓力減弱的情況下，聯儲局的政策立場較預期鷹派；(iii) 中國勞動力市場、商業信心和收入預期的復甦步伐；(iv) 對房地產、政府支出和大型科技公司監管的支持性政策之影響；(v) 地緣政治不確定性，包括但不限於中美緊張局勢。

Mainland China benchmark indices posted strong rally towards quarter end. Risk on sentiments were observed in both onshore and offshore markets with elevated market turnovers. In July, Mainland China equity markets declined on weakening domestic macro data such as consumption and credit supply. In August, Mainland China equity markets were mixed while offshore market outperformed onshore on declining US yield. Corporate earnings release was key driver of the market dynamics and managements outlook on macro environments were generally cautious. In September, Mainland China equity markets posted strong rally following coordinated government policies to boost inflation with monetary stimulus, property loosening and potential fiscal expansion. Shanghai Composite, Shenzhen Composite, CSI300, and ChiNext Index changed by +12.4%, +19.1%, +16.1%, and +29.2% respectively in the third quarter, while HSCEI and HSTECH Index changed by +18.6% and +33.7% respectively. Consumption related and Property were the best performing sectors while Energy related and Utilities were the worst.

The Fund registered a positive return in the third quarter, led by the gain in Consumption related and Information Technology related exposures. The Fund expects volatility for China equity market in 4Q24, as valuation multiple has expanded post the recent broad-based rally while growth support policies coordination still needs time. Volatility could be driven by US tariffs risks, corporate earnings outlook and subsequent pace of policy implementation. While the Fund holds a positive view on the recent policy pivot to focus on inflation, private sentiment could stay conservative before the roll out of more decisive policy action plans. In 3Q24, President Xi chaired an unusual September Politburo meeting focusing on economic agenda and pledged to strengthen fiscal and monetary easing more proactively, and facilitate property sector stabilization. Financial regulators rolled out major monetary relaxations with a comprehensive set of both conventional and new structural monetary tools. PBoC Governor Pan announced a 20bp primary policy rate cut, a 50bp RRR cut and a 50bp interest rate cut on existing mortgages and confirmed that the National Stabilization Fund is under consideration. CSRC Chair Wu announced a Rmb500bn swap facility for non-bank financials to buy equities and a Rmb300bn re-lending program for corporate share buybacks. Industrial investment growth could soften as a result of rising awareness of overcapacity issues by policy makers. Amid global macro risks and geopolitical uncertainties, export outlook remains uncertain due to the upcoming US Presidential Elections results but near-term support could come from demand front loading ahead of potential tariffs hike risks. Consumption and service sectors would continue to be domestic growth drivers but targeted policy support could be essential as income growth remains uncertain.

The Fund will maintain a diversified and balance position in 4Q24 while closely monitor the below three themes: 1) supply constrained sectors with stable operations, such as telecommunication/utilities/energy/ sectors which dominated by a few SOEs; 2) advanced manufacturing at attractive valuations with favourable demand outlook, likely driven by import substitution or oversea expansion; 3) new consumption trends that are well positioned under the current macro backdrop. For the risks aspect, the Fund would closely monitor: (i) US Presidential Elections and its implications to global growth outlook; (ii) More than expected hawkish policy stance by Fed amid softening inflation pressures; (iii) Pace of recovery regarding labour market, business confidence and income expectation in China; (iv) Effects of supportive policy regarding property, government spending and large tech companies' regulations; (v) Geopolitical uncertainties including but not limited to Sino-U.S. tension.

中銀保誠香港股票基金 BOC-Prudential Hong Kong Equity Fund

7月，香港股市下半年開局疲軟，主要是因為受消費需求疲軟拖累，中國公佈的第2季國內生產總值數據遜於預期。然而，在國務院宣布促進服務消費和改善市場准入體系的措施，以及大型成分股業績強勁下，8月恒生指數回升。隨著中國金融監管機構宣佈了「組合拳」下調政策利率、降低存量房貸利率和首付比例的刺激「組合拳」，9月市場持續反彈。此外，政治局會議發出了支持居民消費、穩定樓市的訊號，也有助改善投資者情緒。總體而言，隨著市場預期更多財政措施將出台以應對通脹壓力，加上美國生物安全法案未有通過，非必需消費品和健康護理板塊季內表現於本地股市中領先。由於油價疲弱和避險情緒減退，能源和公用板塊表現落後。

本基金於第三季的回報稍微落後於大幅上升的基準，主要受電信和公用相關板塊的持股所影響。中國最新的刺激「組合拳」也扭轉了市場的低迷情緒，並於9月最後一週引發了一場大規模的反彈，市場成交額顯著增加。隨著特首施政報告和美國總統大選臨近，市場的亢奮情緒可能會有所降溫，本地市場或將重新關注中國內地和香港的房地產市場交投、聯邦公開市場委員會11月的會議，以及選舉後的中美關係。由於在此期間市場可能仍會較為波動，本基金將保持審慎立場，並可能會藉著過度的市場波動來優化持股，聚焦於企業業務與盈利的可持續性、財務實力以及從政府新刺激措施中受益的可能性。

Hong Kong market started the second half on a weak note in July, largely due to China reported weaker-than-expected GDP data for the second quarter, dragged down by weak consumer demand. However, in August, Hang Seng Index rebounded as the State Council announced measures to boost service consumption and enhance the market access system, along with strong earnings reports from large-cap constituents. Market continued to rally in September, as Chinese financial authorities announced stimulus packages to cut policy rate, lower existing mortgage rates and down payment ratios. Moreover, the Politburo meeting signaled support for household consumption and stabilizing property market, which also helped improve investor sentiment. Overall for the quarter, best performers of the local market include Consumer Discretionary and Health Care sectors, as market expects more fiscal measures will be issued to counter deflationary pressures and absence of passage of a US biosecure bill. Energy and Utilities sectors lagged, due to weak oil price and risk-off sentiment faded.

The Fund underperformed benchmark's surge in the third quarter, mainly due to the exposure of Telecommunications and Utilities related sectors. China's latest stimulus package reversed the gloomy market sentiment in Hong Kong and triggered a massive rally with record-breaking market turnover during the last week of September. Given the approaching Hong Kong CE's policy address and U.S. Presidential election, the market euphoria may taper gradually and the investment community may re-focus on Hong Kong and Mainland China's property market transactions, FOMC's November meeting and post-election Sino-US relations. As market volatility may remain elevated during this period, the Fund will maintain a watchful stance and may leverage on excessive market fluctuation to adjust portfolio exposure by focusing on corporates' business and earning sustainability, financial strength, and beneficial likelihood from new government stimulus.

中銀保誠日本股票基金 BOC-Prudential Japan Equity Fund

日本第2季經濟增速低於預期。隨著數十年來最大的加薪逐步生效，6月實際薪酬增長終於轉為正值。日本央行(BoJ)所期望的薪酬與消費的良性循環或會出現，增加了在經濟和通脹符合預期的情況下進一步加息的可能，但日本央行並不急於行動。隨著聯儲局(Fed)更進取的寬鬆政策和日本央行的緊縮預期，日圓季內升值。

受美國大型企業盈利前景疲弱和日圓迅速升值影響，第3季日本股市以當地貨幣計下跌。實際薪酬連續兩個月上漲，但對美國經濟的擔憂和對美國減息的預期依然存在。日圓升值將加劇對企業盈利的負面影響，拖累日本股票表現。季末自民黨總裁選舉後，市場成交量略有增加。

本基金於第3季錄得正回報。資訊科技板塊貢獻最大，而其他大多數板塊則拖累表現。展望未來，投資者可能會更加關注與內需相關的行業，而不是出口商，短期內日圓走勢也將繼續主導股市。本基金將採取較為中性的立場以平衡風險和回報。

Japan's economy expanded at a slower pace than expected in the second quarter. Real wage growth finally turned positive in June, as the biggest pay raise in decades was gradually in effect. Virtuous cycle of wage-consumption that BoJ has been looking for might be emerging, reinforcing the case of further rate hikes if the economy and inflation align with its outlook, but it is not in a hurry to do so. Yen appreciated throughout the quarter as the rate differential narrowed on more aggressive Fed easing and expectation of BoJ tightening.

Japan equity market dropped in local currency terms in the third quarter amid weakness in US mega cap earnings prospects and rapid Yen strength. Real wages rose for two months consecutively but concerns over the US economy and the expectations for US rate cut lingered. Japan equities suffered as Yen appreciation would increase the negative impact on earnings. Market turnover slightly increased after the LDP's Presidential election towards end of the quarter.

The Fund posted a positive return in the third quarter. Information Technology related names contributed while most other sectors dragged the performance. Going forward, investors would likely continue to focus more on domestic demand-related sectors rather than exporters and Yen movement would continue to direct the equity market in the near term. The Fund would adopt a more neutral stance to balance between risk and return.

中銀保誠亞洲股票基金 BOC-Prudential Asia Equity Fund

由於外部需求條件受科技上升週期所推動而持續改善，亞洲經濟增長大致靠穩。然而，各經濟體的內需表現有所不同。中國的經濟數據顯示，內需持續疲弱，消費疲軟和持續的房地產下滑，抵銷了穩健的出口有餘。大多數亞洲經濟體的整體和核心通脹持續回落。通脹和經濟增長的下行風險上升，為中央銀行降低政策利率打開了大門。印尼和菲律賓已經展開減息週期。中國則推出了一項大規模的刺激計劃，並進一步減息。隨著聯儲局減息，更多亞洲中央銀行可能會加入減息行列，為貨幣寬鬆創造空間。

本基金於季內錄得正回報。台灣科技板塊的選股利好表現，但被中國能源板塊的負面選股所抵銷。展望未來，鑑於加劇的宏觀不確定性、對地緣政治局勢的擔憂以及即將到來的美國總統大選，市場波動性可能仍會維持高企。投資者將關注中國政府更多具協調性的寬鬆政策的力度和日程。本基金將在波動環境下專注於市場中性策略以達致較穩定的表現。

Economic growth in Asia largely held up, because external demand conditions continued to improve driven by the tech upcycle. But domestic demand performance has been varied across economies. China's activity data pointed to persistent weakness in domestic demand with soft consumption and continued property downturn, more than offsetting resilient exports. Both headline and core inflation across most Asia economies continued to retreat. Rising downside risks of inflation and economic growth opened the door for central banks to lower policy rates. Indonesia and Philippines have started their easing cycles. China also launched a hefty stimulus package in addition of a further rate cut. More Asian central banks could join their ranks as Fed rate cuts would open up the space of monetary easing.

The Fund recorded a positive return during the quarter. Successful stock selection in Taiwan Technology sector added value to Fund performance which was offset by sector allocation in China Energy sector. Looking ahead, market volatility is likely to remain high given increased macro uncertainties, geopolitical worries and the upcoming US presidential election. Investors will focus on the extent and timeline of further coordinated easing policies from Chinese government. The Fund would concentrate on market neutral strategy in a volatile environment to achieve a more stable performance.

中銀保誠環球股票基金 BOC-Prudential Global Equity Fund

環球增長放緩，各地區表現參差。美國勞動力市場逐漸降溫，而通脹持續放緩，為美國經濟軟著陸和聯儲局(Fed)的鴿派轉向提供了支持。儘管中國政府推出新一輪的寬鬆政策，以提升商業信心並幫助脆弱的經濟築底，但中國的經濟數據依然疲弱。在歐洲，區域製造業和服務業採購經理指數的惡化，加上中東地區的地緣政治緊張局勢升級，繼續助長對經濟增長的擔憂。在此宏觀背景下，聯儲局啟動減息週期以保障充分就業，而歐洲央行(ECB)繼6月後作出第二次減息，中國人民銀行(PBOC)則出台新一輪的貨幣寬鬆措施以支持經濟。

第3季，環球股市在波動後再創新高。高估值下對美國企業盈利持續性的懷疑，以及日本央行收緊政策導致日圓套息交易拆倉的擔憂，一度動搖了市場的風險偏好。然而，隨著表現良好的美國宏觀數據提高了對聯儲局前置減息週期的預期，加上中國人民銀行更堅定的寬鬆立場以及較為疲弱的美元，重新引發投資者對估值相對吸引的中國和新興市場的興趣，支撐股市重拾上升趨勢。房地產和公用板塊季內表現領先，而資訊科技板塊在近幾季中首次表現落後，能源股亦回落。

本基金目前對美國股票持偏低比重，並對其他非美國地區的股票持偏高比重，以反映市場估值的差異。短期內，本基金計劃保持目前配置，並密切關注金融狀況、通脹和貨幣政策的發展。如果這些因素出現變化，本基金可能會就地區配置和組合的戰術性立場作出調整。

Global growth moderated with divergence across regions. US labour market had been cooling while disinflation continued, providing a supportive case of US soft landing and the Fed's dovish pivot. Chinese economic data remained weak despite a new easing package unveiled by the Government in the hope of boosting business confidence and helping the fragile economy find its bottom. In Europe, the deterioration of the regional manufacturing and services PMIs alongside heightened geopolitical tensions in the Middle East continued to raise growth concerns. Against such macro backdrop, the Fed embarked on its easing cycle to safeguard full employment, while the ECB initiated its second rate reduction following a move in June, and the PBOC unleashed a new round of monetary easing to support the economy.

Global equities fluctuated before notching another all-time high in Q3. Risk appetite was once shaken by doubts over the sustainability of US earnings amid high stock valuations and fears of the unwinding of Yen carry trades as the Japanese Central Bank tightened. However, equities markets were able to find support and resume their upward trend as favorable sets of US macro data raised expectations of a front-loaded Fed's rate-cutting cycle, followed by a more convincing easing stance from the PBOC and a softer US dollar, which reclaimed investors' interest in China and emerging markets with attractive valuations. Real Estate and Utilities sectors were among the top performers during the period, while Information Technology lagged for the first time in recent quarters, and Energy stocks retreated.

The Fund currently underweight US equities and overweight other non-US regions to reflect the difference in market valuations. The Fund intends to keep the current allocation in the near term and monitor developments in financial condition, inflation and monetary policy. If these factors change, the Fund may adjust regional allocation and the tactical portfolio stance.

中銀保誠中證香港100指數基金 BOC-Prudential CSI HK 100 Tracker Fund

中證香港100總回報指數於2024年第3季上升。根據香港金融管理局(HKMA)的數據，貨幣基礎總結餘維持在450億港元左右。

本地經濟方面，2024年首8個月零售業總銷售價值初步估計數字，較2023年同期下跌7.7%。2024年首8個月的貨物出口總額按年上升11.5%，而同期的貨物進口總額則按年上升8.0%。以2024年首8個月計算，輸往部分主要目的地的整體出口貨值錄得按年升幅，尤其是泰國、越南、中國內地、美國及阿聯酋。

本基金於第3季錄得正回報。

CSI Hong Kong 100 Total Return Index rose in the third quarter of 2024 (Q3). According to the Hong Kong Monetary Authority (HKMA), the aggregate balance of monetary base staying at around HKD 45.0 billion.

As to the domestic economy, the provisionally estimated value of total retail sales for the first 8 months of 2024 decreased by 7.7% compared with the same period in 2023. The value of total exports of goods increased by 11.5% year-on-year (YoY) for the first 8 months of 2024 while the value of imports of goods increased by 8.0% YoY in the same period. For the first 8 months of 2024, year-on-year increases were registered in the values of total exports to some major destinations, in particular Thailand, Vietnam, Mainland China, the USA and the United Arab Emirates.

The Fund posted a positive return in Q3.

中銀保誠歐洲指數追蹤基金 BOC-Prudential European Index Tracking Fund

歐洲央行如市場普遍預期下調利率，將關鍵存款利率下調25個基點至3.5%，並略微下調了增長預期。最新預測顯示，歐元區經濟將在2024年增長0.8%、2025年增長1.3%、2026年增長1.5%，與6月預測的0.9%、1.4%和1.6%相比略有下調，主要由於未來幾個季度當地需求的貢獻減弱。

國內生產總值方面，2024年第2季歐元區國內生產總值按季增長0.2%。8月失業率為6.4%，與7月持平。採購經理指數方面，第3季歐元區採購經理指數的平均值為45.5。

本基金於2024年第3季錄得正回報。國家篩選方面，法國的相對偏低比重利淡表現，部分被西班牙的相對偏高比重所抵銷。行業篩選方面，相對市場而言，工業行業的偏低比重利淡表現，金融行業的偏高比重則帶來了正主動回報。

European Central Bank cut interest rates as widely expected, with the key deposit facility rate cut by 0.25 percentage points to 3.5%. It also slightly lowered its growth outlook. The latest projections estimate the Eurozone economy will grow by 0.8% in 2024, rising to 1.3% in 2025 and 1.5% in 2026, a slight downward revision compared with June's projections for 0.9%, 1.4% and 1.6%, mainly owing to a weaker contribution from domestic demand over the next few quarters.

Concerning Gross Domestic Product (GDP), the Eurozone GDP was 0.2% in the second quarter of 2024. Unemployment rate was 6.4% in August, unchanged from July's reading. With respect to Purchasing Managers Index (PMI), the Eurozone PMI reached an average of 45.5 over the third quarter.

In the third quarter of 2024, the Fund reported a positive return with underperformance comparing to the market. For country selection, the underperformance was contributed by underweighting in France while overweighting in Spain offset some of the underperformance. In regard to sector selection, underweighting in Industrials sector contributed to the underperformance, while overweighting in Financials sector generated positive active return against the market.

中銀保誠北美指數追蹤基金 BOC-Prudential North America Index Tracking Fund

儘管美國今年第1季實際國內生產總值增長放緩，但第2季的年化增長率回升至3.0%。在9月的聯儲局會議上，聯儲局官員將利率從20年來的最高點5.3%下調至4.8%，並預計在11月和12月再進行兩次各25個基點的減息。隨著家庭的債務負擔將減輕，此舉為增加消費上升帶來了更大空間。8月消費者物價指數通脹從7月的3.0%放緩至2.5%。然而，烏克蘭和中東地區的衝突正處於緊張階段，且兩者均發生在主要石油生產區域，衝突升級的其中一個潛在後果，是油價因而上漲並推高通脹。

季內數據方面，道瓊斯工業平均指數、標準普爾500指數和納斯達克指數分別上漲8.21%、5.53%和2.57%。9月製造業採購經理指數由8月的47.9跌至47.3。

本基金於2024年第3季錄得正回報。國家篩選方面，美國的相對偏低比重利淡表現。行業篩選方面，相對市場而言，房地產行業的偏低比重利淡表現，而非必需消費品行業的偏高比重則帶來了正主動回報。

While real gross domestic product growth slowed in Q1 of this year, growth rebounded to a 3.0% annualized pace in Q2. At Federal Reserve meeting in September, Fed officials reduced their rate to 4.8%, from a two-decade high of 5.3%, and penciled in two more quarter-point rate cuts in November and December. This provides even more room for consumption to rise as households will be able to comfortably take on more debt. Consumer price index inflation eased to 2.5% in August from 3.0% in July. However, conflicts in Ukraine and the Middle East are at risky stages. Both conflicts are in regions with major petroleum production, and so one likely outcome of escalation could come in the form of higher oil prices and drive up inflation.

On data front during the quarter, Dow Jones Industrial Average, S&P 500 and NASDAQ surged by 8.21%, 5.53% and 2.57%. The Manufacturing Purchasing Managers' Index was at 47.3 in September, down from 47.9 in August.

In the third quarter of 2024, the Fund reported a positive return with underperformance comparing to the market. For country selection, the underperformance was contributed by underweighting in United States. In regard to sector selection, underweighting in Real Estate sector contributed to the underperformance, while overweighting in Consumer Discretionary sector generated positive active return against the market.

中銀保誠增長基金 BOC-Prudential Growth Fund

本基金於季內錄得正回報。中國內地和香港股市引領市場反彈。主要受政府債券孳息率走低和美元走弱影響，環球固定收益亦上升。資產配置層面上，我們將整體股票及環球固定收益的比重保持在相對參考基準大致中性的水平。在股票中，我們對北美維持相對偏低比重，對亞太（日本除外）地區則持相對偏高比重。我們對香港持偏高比重，對中國A股則持偏低比重。短期內，央行政策的變化、增長前景和地緣政治將是影響金融市場的主要因素。因此，市場波動性將維持高企。

The Fund posted a positive return over the quarter. Mainland China and Hong Kong equities led the rally. Global fixed income also posted gains, driven by lower government bond yields and a weaker US dollar. At the asset allocation level, we kept the overall equity and global fixed income exposure at around neutral weight against reference benchmark. Within equities, we maintained an underweight position in North America versus an overweight exposure in Asia Pacific ex Japan region. We had an overweight exposure in Hong Kong against an underweight position in China 'A' shares. In the near term, changes to central bank policies, growth outlook and geo-politics are key drivers for financial markets. As a result, volatility in markets will remain elevated.

中銀保誠均衡基金 BOC-Prudential Balanced Fund

本基金於季內錄得正回報。中國內地和香港股市引領市場反彈。主要受政府債券孳息率走低和美元走弱影響，環球固定收益亦上升。資產配置層面上，我們將整體股票及環球固定收益的比重保持在相對參考基準大致中性的水平。在股票中，我們對北美維持相對偏低比重，對亞太（日本除外）地區則持相對偏高比重。我們對香港持偏高比重，對中國A股則持偏低比重。短期內，央行政策的變化、增長前景和地緣政治將是影響金融市場的主要因素。因此，市場波動性將維持高企。

The Fund posted a positive return over the quarter. Mainland China and Hong Kong equities led the rally. Global fixed income also posted gains, driven by lower government bond yields and a weaker US dollar. At the asset allocation level, we kept the overall equity and global fixed income exposure at around neutral weight against reference benchmark. Within equities, we maintained an underweight position in North America versus an overweight exposure in Asia Pacific ex Japan region. We had an overweight exposure in Hong Kong against an underweight position in China 'A' shares. In the near term, changes to central bank policies, growth outlook and geo-politics are key drivers for financial markets. As a result, volatility in markets will remain elevated.

中銀保誠平穩基金 BOC-Prudential Stable Fund

本基金於季內錄得正回報。中國內地和香港股市引領市場反彈。主要受政府債券孳息率走低和美元走弱影響，環球固定收益亦上升。資產配置層面上，我們將整體股票及環球固定收益的比重保持在相對參考基準大致中性的水平。在股票中，我們對北美維持相對偏低比重，對亞太（日本除外）地區則持相對偏高比重。我們對香港持偏高比重，對中國A股則持偏低比重。短期內，央行政策的變化、增長前景和地緣政治將是影響金融市場的主要因素。因此，市場波動性將維持高企。

The Fund posted a positive return over the quarter. Mainland China and Hong Kong equities led the rally. Global fixed income also posted gains, driven by lower government bond yields and a weaker US dollar. At the asset allocation level, we kept the overall equity and global fixed income exposure at around neutral weight against reference benchmark. Within equities, we maintained an underweight position in North America versus an overweight exposure in Asia Pacific ex Japan region. We had an overweight exposure in Hong Kong against an underweight position in China 'A' shares. In the near term, changes to central bank policies, growth outlook and geo-politics are key drivers for financial markets. As a result, volatility in markets will remain elevated.

中銀保誠香港平穩退休基金 BOC-Prudential Hong Kong Stable Retirement Fund

環球股票於第3季表現優於港元固定收益。股票方面，亞洲股市表現領先。

隨著美國勞動力市場轉弱，聯儲局(Fed)於第3季內減息0.5%。地區製造業和服務業採購經理指數惡化，以及中東地區的地緣政治緊張局勢升溫，促使歐洲央行(ECB)進行了第2次減息。中國繼續出台經濟刺激措施。有跡象顯示，金融市場對全球宏觀經濟前景持樂觀態度，投資資金在季內較後時間流向亞洲，尤其是中國。然而，當前的風險偏好可能會受到美國通脹的不確定性、地緣政治動盪所導致的油價上漲風險，以及對中國潛在的貿易關稅所影響。就資產配置的角度而言，我們會繼續採取均衡和多元化的策略。

Global equities outperformed Hong Kong dollar fixed income last quarter. Within equities, Asia equities outperformed.

Weakened US labor market had the Fed easing 0.5% during Q3. Deterioration of the regional manufacturing and services PMIs and heightened geopolitical pressure in Middle East also brought about a second rate cut by the ECB. China continued to unleash economic stimulus packages. There are signs that financial market is trading a positive global macroeconomic outlook, and investment fund flowing toward Asia and in particular China during the latter part of the quarter. However, uncertainty in US inflation, risk of rising oil price due to geopolitical turmoil, potential trade tariffs on China can all short circuit the current risk appetite. From an asset allocation perspective, we continue to advocate a balanced and diversified approach.

中銀保誠債券基金 BOC-Prudential Bond Fund

本基金於第3季錄得正回報。強勢主要由對歐洲和美國的投資帶動，當地央行在通脹和增長動力放緩下放寬政策，這些地區的債券孳息率因而下降。而在環球央行政策基調的變化提振了風險情緒，支持信貸利差收窄下，基金的企業債券持倉也利好表現。展望未來，我們相信市場應會持續波動，投資者正仔細審視經濟數據發展、持續的地緣政治緊張局勢，以及接下來的美國總統大選。儘管從歷史上來看，政策轉向往往對債券有利，但不會一帆風順。尤其是信貸市場目前的估值，似乎低估了潛在的經濟衰退和地緣政治不確定性的風險，我們對其繼續抱謹慎態度。審慎的信貸篩選將是嚴格控制投資組合風險的關鍵。

The Fund posted gains in the third quarter. Strength was led by the exposure in Europe and the U.S., where bond yields dropped in reaction to the central banks' policy easing actions against the backdrop of moderating inflation and softer growth dynamic. Adding to it was the corporate bond exposure, where the change in central bank policy tone globally bolstered risk sentiment, which proved supportive to credit spread performance. Looking ahead, we believe market volatility will likely persist, with investors scrutinizing development of data plus ongoing geopolitical tensions and the upcoming U.S. election. While policy pivots tend to be supportive for bonds historically, it will not be all plain sailing. In particular, we stay with a sense of caution towards credit markets, where current valuation has seemingly underpriced risk of potential economic downturn as well as geopolitical uncertainty. Prudent security selection will be the key to keep risk tightly controlled in portfolios.

中銀保誠強積金人民幣及港元貨幣市場基金 BOC-Prudential MPF RMB & HKD Money Market Fund

本基金於第3季錄得正回報。離岸人民幣(CNH)兌港元(HKD)的強勢表現為上升作出了主要貢獻，來自債券和存款的穩定利息收入亦帶來進一步增值。本基金恪守維持高流動性指標的策略。在維持定期存款作為投資核心的同時，我們將尋找機會通過投資存款證和企業債券來提高本基金的整體收益。

The Fund recorded a positive performance in the third quarter. Strong offshore Renminbi (CNH) against Hong Kong dollar (HKD) was the major attribute to gains, while steady interest income from bonds and deposits added further value. The Fund adhered to the strategy of maintaining high liquidity metrics. While maintaining time-deposits as the core part of investment, we seek opportunities to enhance the overall yield of the Fund through investing in Certificates of Deposits (CDs) and corporate bonds.

中銀保誠強積金保守基金 BOC-Prudential MPF Conservative Fund

本基金於第3季錄得正回報。由於季節性因素及即將發行的銀色債券帶來融資需求，流動性狀況收緊，臨近月底香港銀行同業拆息(亦稱HIBORs)先跌後升。儘管如此，隨著市場預期聯儲局(Fed)將放寬政策，季內利率整體走低。一如市場預期，聯儲局(Fed)在9月宣佈了逾四年以來的首次減息。這加上最新的利率預測(點陣圖)顯示接下來將進一步減息，均增加了港元利率短期內的下行壓力。然而，中期趨勢將取決於宏觀經濟和政策方面的未來發展。在維持定期存款作為投資核心的同時，我們將尋找機會通過投資存款證和企業債券來提高本基金的整體收益。

The Fund posted a positive return for the third quarter. Hong Kong dollar (HKD) Interbank rates (known as HIBORs) dropped, before rising towards the quarter-end, as liquidity condition tightened amid seasonal factors and funding needs increased for the upcoming Silver Bond issuance. That said, interest rates were seen generally lower over the period, amid expectations over the Federal Reserve (Fed) easing policy. As widely expected, the Fed delivered its first rate in more than four 4 years in September. This, along with the latest rate projections (dot plots) pointing to further rate-cuts, should fuel more downward pressure to HKD interest rates in the near term. However, the medium-term outlook will hinge on future developments on both macro and policy fronts. While maintaining time-deposits as the core part of investment, we seek opportunities to enhance the overall yield of the Fund through investing in Certificates of Deposits (CDs) and corporate bonds.

中銀保誠核心累積基金 BOC-Prudential Core Accumulation Fund

本基金於季內錄得正回報。中國內地和香港股市引領市場反彈。主要受政府債券孳息率走低影響，環球固定收益亦上升。資產配置層面上，我們將股票及固定收益的比重保持在相對參考基準大致中性的水平。短期內，央行政策的變化、增長前景和地緣政治將是影響金融市場的主要因素。因此，市場波動性將維持高企。

The Fund posted a positive return over the quarter. Mainland China and Hong Kong equities led the rally. Global fixed income also posted gains driven by lower government bond yields. At the asset allocation level, we maintained close to a neutral weight against reference benchmark in equity and fixed income during the period. In the near term, changes to central bank policies, growth outlook and geo-politics are key drivers for financial markets. As a result, volatility in markets will remain elevated.

中銀保誠65歲後基金 BOC-Prudential Age 65 Plus Fund

本基金於季內錄得正回報。中國內地和香港股市引領市場反彈。主要受政府債券孳息率走低影響，環球固定收益亦上升。資產配置層面上，我們將股票及固定收益的比重保持在相對參考基準大致中性的水平。短期內，央行政策的變化、增長前景和地緣政治將是影響金融市場的主要因素。因此，市場波動性將維持高企。

The Fund posted a positive return over the quarter. Mainland China and Hong Kong equities led the rally. Global fixed income also posted gains driven by lower government bond yields. At the asset allocation level, we maintained close to a neutral weight against reference benchmark in equity and fixed income during the period. In the near term, changes to central bank policies, growth outlook and geo-politics are key drivers for financial markets. As a result, volatility in markets will remain elevated.

備註

- 單位價格均扣除投資管理費及其他費用。有關其他費用及收費詳情，請參閱本計劃之強積金計劃說明書第5節「費用及收費」。
- 各成分基金的風險程度分為低、低至中、中、中至高及高。風險程度由投資經理根據各成分基金的混合投資項目及／或其基礎投資的投資組合而釐定，並只反映投資經理之看法。風險程度僅供參考及將會因應市場狀況而每年至少作出一次檢視及(如適用)更新。風險程度乃根據截至2023年12月29日²⁰的數據而釐定。
- 基金風險標記是以過去三年(至匯報日)之月回報率計算的標準偏差代表。一般而言，基金風險標記越高，該基金的風險程度越高。預設投資策略基金之基金風險標記自2017年4月3日起計算(如適用)，其為2017年4月1日後的首個交易日。中銀保誠香港平穩退休基金之基金風險標記將於2025年第4季(基金推出後3年)起刊登。
- 按照積金局¹¹發出的《強積金投資基金披露守則》第D2.3(i)章的規定，每個成分基金均須根據該成分基金的最新基金風險標記³劃分為以下七個風險級別的其中一個風險級別。基金的成立日期至基金概覽匯報日的表現期少於三年，則無須在基金概覽內列出風險標記³，因此，風險級別亦不適用。上述風險級別一般於季度期後之兩個月內更新，並根據截至季度末日的相關成分基金數據進行分配。上述風險級別由積金局¹¹根據其《強積金投資基金披露守則》規定，及並未經證監會審核或認可。

風險級別	基金風險標記	
	相等或高於	少於
1	0.0%	0.5%
2	0.5%	2.0%
3	2.0%	5.0%
4	5.0%	10.0%
5	10.0%	15.0%
6	15.0%	25.0%
7	25.0%	

- 截至2024年3月31日止財政年度之基金開支比率。提供基金開支比率旨在讓計劃成員據以估算基金投資的開支總額，包括成分基金以下集體投資計劃所引致的成本。計劃成員須直接支付的開支則不包括在內。一般而言，基金開支比率的數值越大，表示該基金在上個財政期內開支佔基金資產值的比例愈高。中銀保誠香港平穩退休基金之基金開支比率將於2024年第4季(基金推出後2年)起刊登。
- 成分基金之表現是按單位資產淨值作為比較基礎，以港元為計算單位，其股息並作滾存投資。
- 「現金及其他」指通知現金，及類似應付款項和應收款項的營運項目(如適用)。
- 本文件所載的市場概覽及基金經理評論只反映基金經理於本文件刊發日期時之意見、看法及詮釋，投資者不應僅依賴有關資訊而作出投資決定。
- 「傘子單位信託」指中銀保誠單位信託基金，其為一項傘子單位信託。
- 「[規例]」指《強制性公積金計劃(一般)規例》(第485A章)。
- 「[積金局]」指強制性公積金計劃管理局。
- 「[互聯互通機制]」指滬港股票市場交易互聯互通機制(「滬港通」)及深港股票市場交易互聯互通機制(「深港通」)。滬港通及深港通均為證券交易及結算互聯互通機制，旨在實現中國內地及香港互相可進入對方股票市場的目標。
- 當時強積金歐洲對沖指數是當時提供的貨幣對沖指數之一。貨幣對沖指數是當時強積金指數系列的一部分，其使用一個月遠期合約以降低投資於非以港元計值之海外股票時的貨幣波動風險。貨幣對沖指數將對沖指數中超出65%的非港幣貨幣風險，以確保其維持在貨幣風險要求的範圍內。
- 當時強積金北美對沖指數是當時提供的貨幣對沖指數之一。貨幣對沖指數是當時強積金指數系列的一部分，其使用一個月遠期合約以降低投資於非以港元計值之海外股票時的貨幣波動風險。貨幣對沖指數將對沖指數中超出65%的非港幣貨幣風險，以確保其維持在貨幣風險要求的範圍內。
- 「其他准許的證券」指《規例》¹⁰附表1和積金局¹¹不時發出相關的守則和指引所允許的其他准許投資項目，包括但不限於《規例》¹⁰附表1第8(2)條規定的其他准許投資(最多為各子基金總資產淨值的10%)。
- 「其他認可單位信託或認可互惠基金」指根據《規例》¹⁰附表1第8(2)(c)條規定的其他認可單位信託或認可互惠基金(包括交易所買賣基金)(最多為其總資產淨值的10%)。
- 「較高風險資產」指《強制性公積金計劃條例》(第485章)所作定義，包括但不限於環球股票，認證期權，某一緊貼由股票或股票類證券構成的指數的緊貼指數集體投資計劃權益及/或積金局¹¹在其不時發佈的相關指引中認定的其他投資。
- 「較低風險資產」指除了較高風險資產¹⁷以外的資產，包括但不限於環球債券或定息證券及貨幣市場工具。
- 「債券通」指中國內地與香港債券市場互聯互通的計劃。債券通的北向通允許合格海外投資者投資於中國銀行間債券市場。
- 數據截至當月最後一個交易日。

Remarks

- The NAV was calculated after deduction of investment management fee and other respective charges. For details of other fees and charges, please refer to section 5 – "Fees and Charges" of the MPF Scheme Brochure of the Scheme.
- The risk level of each Constituent Fund is categorized into low, low to medium, medium, medium to high and high. The risk levels are determined by the Investment Manager based on the investment mix of each Constituent Fund and/or its underlying investments, and represent only the views of the Investment Manager. The risk levels are for reference only and will be reviewed and (if appropriate) updated at least annually taking into account the prevailing market circumstances. The risk levels are determined based on data as at 29 December 2023²⁰.
- The Fund Risk Indicator is shown as an annualized standard deviation based on the monthly rates of return of the fund over the past 3 years to the reporting date. In general, the higher the Fund Risk Indicator, the higher the risk level of the fund. The Fund Risk Indicator of DIS Funds is calculated since 3 April 2017 (if applicable) which was the first dealing day after 1 April 2017. The Fund Risk Indicator of BOC-Prudential Hong Kong Stable Retirement Fund will be shown from the fourth quarter of 2025 (3 years after the launch of the Fund).
- The risk class is to be assigned to each Constituent Fund according to the seven-point risk classification below based on the latest fund risk indicator³ of the Constituent Fund in accordance with the part D2.3(i) of Code on Disclosure for MPF Investment Fund issued by the MPFA¹¹. Fund with performance history of less than 3 years since inception to the reporting of the fund fact sheet is not required to show the risk indicator³ in the fund fact sheet, hence the risk class is not available. The above risk classes will normally be updated within 2 months after each quarter and are assigned based on data of the relevant Constituent Fund as at the quarter end date. Please note that the above risk classes are prescribed by the MPFA¹¹ according to the Code on Disclosure for MPF Investment Funds and have not been reviewed or endorsed by the Securities and Futures Commission.

Risk Class	Fund Risk Indicator	
	Equal or above	Less than
1	0.0%	0.5%
2	0.5%	2.0%
3	2.0%	5.0%
4	5.0%	10.0%
5	10.0%	15.0%
6	15.0%	25.0%
7	25.0%	

- Fund Expense Ratio (FER) as of financial year ended 31 March 2024. The purpose of FER is to provide a measure of the total level of expenses incurred in investing through a fund, including the costs incurred at lower level collective investment schemes but not including those expenses paid directly by the scheme member. In general, the higher the FER, the higher the ratio of expenses over the fund's asset value in the previous financial period. The Fund Expense Ratio of BOC-Prudential Hong Kong Stable Retirement Fund will be shown from the fourth quarter of 2024 (2 years from the launch of the Fund).
- Performance of Constituent Funds is calculated in HKD on NAV-to-NAV basis with gross dividend reinvested.
- The term "cash and others" denotes cash at call, and operating items such as account payables and account receivables (where relevant).
- The Market Overview and Manager's Comment in this document solely reflect the opinion, view and interpretation of the fund managers as of the date of issuance of this document. Investors should not solely rely on such information to make any investment decision.
- "Umbrella Unit Trust" means the BOC-Prudential Unit Trust Fund, which is an umbrella unit trust.
- "The Regulation" means the Mandatory Provident Fund Schemes (General) Regulation (Cap. 485A).
- "The MPFA" means the Mandatory Provident Fund Schemes Authority.
- "Stock Connect" means Shanghai-Hong Kong Stock Connect and Shenzhen-Hong Kong Stock Connect. Each of Shanghai-Hong Kong Stock Connect and Shenzhen-Hong Kong Stock Connect is a securities trading and clearing linked programme with an aim to achieve mutual stock market access between Mainland China and Hong Kong.
- FTSE MPF Europe Hedged Index is one of the currency hedged indices provided by FTSE. Currency hedged indices are a part of the FTSE MPF Index Series which use one month forward contracts in order to reduce the risk of currency fluctuations when investing in overseas stocks that are not denominated in Hong Kong Dollars. The currency hedged indices will hedge non-Hong Kong Dollar currency exposure in the indices in excess of 65% to ensure they stay well within the Currency Exposure Requirement.
- FTSE MPF North America Hedged Index is one of the currency hedged indices provided by FTSE. Currency hedged indices are a part of the FTSE MPF Index Series which use one month forward contracts in order to reduce the risk of currency fluctuations when investing in overseas stocks that are not denominated in Hong Kong Dollars. The currency hedged indices will hedge non-Hong Kong Dollar currency exposure in the indices in excess of 65% to ensure they stay well within the Currency Exposure Requirement.
- "Other Permitted Securities" means other securities as permitted under Schedule 1 to the Regulation¹⁰ and the relevant codes and guidelines issued by the MPFA¹¹ from time to time (including but not limited to other permissible investments as set out in section 8(2) of Schedule 1 to the Regulation¹⁰ (up to 10% of the total NAV of each sub-fund)).
- "Other Authorized Unit Trusts or Authorized Mutual Funds" means other authorized unit trusts or authorized mutual funds as permitted under section 8(2)(c) of Schedule 1 to the Regulation¹⁰ (including exchange traded funds (ETF)) (up to 10% of its total NAV).
- The term "higher risk assets" has the meaning given to it in the Mandatory Provident Fund Schemes Ordinance (Cap. 485), including without limitation global equities, warrants, interests in an ITCIS¹ that tracks an index comprised of equities or equities-like securities and/or other investments as identified in the relevant guidelines issued by the MPFA¹¹ from time to time.
- The term "lower risk assets" means those assets not being higher risk assets¹⁷, including without limitation global bonds or fixed income securities and money market instruments.
- The term "Bond Connect" means a mutual bond market access scheme between Mainland China and Hong Kong. Under the Northbound trading of the Bond Connect, eligible foreign investors can invest in the China interbank bond market.
- Data as of the last dealing date of the month.
- "ITCIS" means index-tracking collective investment scheme approved by the MPFA¹¹.